

**GUADALUPE COUNTY, TEXAS**  
**COMPREHENSIVE ANNUAL FINANCIAL REPORT**  
**FISCAL YEAR ENDED SEPTEMBER 30, 2014**



**DEPARTMENT ISSUING REPORT**

**Guadalupe County Auditor's Office**  
**Kristen Klein, County Auditor**



**GUADALUPE COUNTY, TEXAS**  
**TABLE OF CONTENTS**

**Introductory Section**

|  |     |
|--|-----|
| Letter of Transmittal  | i   |
| Certificate of Achievement for Excellence in Financial Reporting | vii |
| Principal Officials  | ix  |
| Organizational Charts  | xi  |

**Financial Section**

|  |    |
|--|----|
| Report of Independent Auditors   | 1  |
| Management's Discussion and Analysis   | 5  |
| Basic Financial Statements   |    |
| Government-Wide Financial Statements:  |    |
| Statement of Net Position  | 20 |
| Statement of Activities  | 21 |
| Fund Financial Statements:   |    |
| Balance Sheet - Governmental Funds   | 22 |
| Reconciliation of the Governmental Funds - Balance Sheet<br>to the Statement of Net Position   | 23 |
| Statement of Revenues, Expenditures, and Changes in<br>Fund Balances - Governmental Funds  | 24 |
| Reconciliation of the Statement of Revenues, Expenditures, and<br>Changes in Fund Balances of Governmental Funds to the<br>Statement of Activities | 25 |
| Statement of Net Position - Proprietary Funds  | 26 |
| Statement of Revenues, Expenses and Changes in Fund<br>Net Position - Proprietary Funds  | 27 |
| Statement of Cash Flows - Proprietary Funds  | 28 |
| Statement of Fiduciary Assets and Liabilities  | 29 |
| Notes to Basic Financial Statements  | 31 |

**Required Supplementary Information**

|  |    |
|--|----|
| General Fund - Schedule of Revenues, Expenditures and Changes<br>in Fund Balance - Budget and Actual         | 59 |
| Road and Bridge Fund - Schedule of Revenues, Expenditures and<br>Changes in Fund Balance - Budget and Actual | 66 |
| Notes to Schedules of Revenues, Expenditures and Changes in<br>Fund Balances - Budget and Actual             | 67 |
| Infrastructure Assets (Roads) Under the Modified Approach  | 68 |
| Texas County and District Retirement System Analysis of<br>Funding Progress - Last Three Calendar Years      | 70 |

# GUADALUPE COUNTY, TEXAS

## TABLE OF CONTENTS (continued)

### Other Supplementary Information

#### Governmental Funds:

|  |     |
|--|-----|
| Combining Financial Statements - Non-Major Governmental Funds:   |     |
| Non-Major Governmental Funds - Combining Balance Sheet   | 77  |
| Non-Major Governmental Funds - Combining Statement of Revenues, Expenditures and Changes in Fund Balances                        | 78  |
| Individual Schedules of Revenues, Expenditures, and Changes in Fund Balances - Budget and Actual - Non-Major Governmental Funds: |     |
| Capital Projects Fund  | 79  |
| Debt Service Fund  | 80  |
| Juvenile Probation Fund – Special Revenue Fund   | 81  |
| Sheriff’s Forfeiture Funds – Special Revenue Fund  | 82  |
| Jail Commissary Fund – Special Revenue Fund  | 83  |
| Title IV/E Federal Foster Care Fund – Special Revenue Fund   | 84  |
| Juvenile Drug Court – Special Revenue Fund   | 85  |
| Texas Juvenile Justice Department – Special Revenue Fund   | 86  |
| Help Americans Vote Act (HAVA) – Special Revenue Fund  | 87  |
| Miscellaneous Short-Term Grants – Special Revenue Fund   | 88  |
| Juvenile Probation Fees Fund – Special Revenue Fund  | 89  |
| Law Library Fund – Special Revenue Fund  | 90  |
| Fire Code Inspection Fee Fund – Special Revenue Fund   | 91  |
| County Clerks Records Management & Preservation Funds – Special Revenue Fund   | 92  |
| County Records Management Fund – Special Revenue Fund  | 93  |
| Courthouse Security Fund – Special Revenue Fund  | 94  |
| District Clerk Records Management Fund – Special Revenue Fund  | 95  |
| Justice Court Technology Fund – Special Revenue Fund   | 96  |
| Justice Court Security Fund – Special Revenue Fund   | 97  |
| Court Reporter Service Fund – Special Revenue Fund   | 98  |
| Alternative Dispute Resolution Fund – Special Revenue Fund   | 99  |
| Court Initiated Guardianship Fund – Special Revenue Fund   | 100 |
| Family Protection Fee Fund – Special Revenue Fund  | 101 |
| County and District Courts Technology Fund – Special Revenue Fund  | 102 |
| Surplus Fund – Election Contracts – Special Revenue Fund   | 103 |
| County Attorney Pre-Trial Intervention Fund – Special Revenue Fund   | 104 |
| Bail Bond Security Fund – Special Revenue Fund   | 105 |
| Law Enforcement Training Fund – Special Revenue Fund   | 106 |
| Department of Homeland Security Grants – Special Revenue Fund  | 107 |
| Department of Justice Grants – Special Revenue Fund  | 108 |
| District Attorney Grant – Special Revenue Fund   | 109 |
| 25 <sup>th</sup> Judicial District Attorney – Special Revenue Fund   | 110 |
| District Attorney State Funds – Special Revenue Fund   | 111 |
| District Attorney Forfeiture Fund – Special Revenue Fund   | 112 |
| Constable Precinct 3 State Forfeiture Funds – Special Revenue Fund   | 113 |
| Constable Precinct 3 Federal Forfeiture Funds – Special Revenue Fund   | 114 |
| Special Revenue Funds not Required to Have a Legally Adopted Budget  | 115 |

# GUADALUPE COUNTY, TEXAS

## TABLE OF CONTENTS (continued)

### Proprietary Funds:

#### Internal Service Funds

|   |     |
|---|-----|
| Combining Statement of Net Position - Internal Service Funds                                      | 117 |
| Combining Statement of Revenues, Expenses and<br>Changes in Net Position - Internal Service Funds | 118 |
| Combining Statement of Cash Flows - Internal Service Funds  | 119 |

### Fiduciary Funds:

#### Agency Funds

|  |     |
|--|-----|
| Combining Statement of Fiduciary Assets and Liabilities - Agency Funds     | 120 |
| Combining Statement of Changes in Assets and<br>Liabilities - Agency Funds | 122 |

### Statistical Section

#### Financial Trends:

|  |     |
|--|-----|
| Net Position by Component - Last Ten Fiscal Years                      | 128 |
| Changes in Net Position - Last Ten Fiscal Years                        | 130 |
| Fund Balances of Governmental Funds - Last Ten Fiscal Years            | 132 |
| Changes in Fund Balances of Governmental Funds - Last Ten Fiscal Years | 134 |

#### Revenue Capacity:

|   |     |
|---|-----|
| Assessed Value and Actual Value of Taxable Property - Last Ten Fiscal Years     | 136 |
| Property Tax Levies and Collections - Last Ten Fiscal Years                     | 137 |
| Property Tax Rates - Direct and Overlapping Governments - Last Ten Fiscal Years | 138 |
| Principal Property Taxpayers - Current Year and Nine Years Ago                  | 140 |

#### Debt Capacity:

|   |     |
|---|-----|
| Ratios of Outstanding Debt by Type - Last Ten Fiscal Years        | 141 |
| Ratios of General Bonded Debt Outstanding - Last Ten Fiscal Years | 142 |
| Direct and Estimated Overlapping Governmental Activities Debt     | 143 |

#### Demographic and Economic Information:

|   |     |
|---|-----|
| Demographic and Economic Statistics – Last Ten Fiscal Years       | 144 |
| Principal Employers - Current Year and Nine Years Ago             | 145 |
| Schedule of Employment by Industry – Calendar Years 2004 and 2013 | 146 |

#### Operating Information:

|   |     |
|---|-----|
| Capital Assets Statistics by Function -Last Ten Fiscal Years                            | 148 |
| Full-Time Equivalent County Government Employees by Function -<br>Last Ten Fiscal Years | 150 |
| Operating Indicators By Function - Last Ten Fiscal Years                                | 151 |



## **INTRODUCTORY SECTION**





**OFFICE OF COUNTY AUDITOR**

**GUADALUPE COUNTY, TEXAS**

**KRISTEN KLEIN, CPA  
COUNTY AUDITOR**



**Guadalupe County Finance Center  
307 West Court Street, Suite 205  
Seguin, Texas 78155  
(830) 303-8876  
kris@co.guadalupe.tx.us**

March 10, 2015

Honorable District Judges of Guadalupe County and  
Honorable Members of the Guadalupe County Commissioners Court

Dear Judges and Commissioners:

The County Auditor's office is pleased to present the Comprehensive Annual Financial Report (CAFR) of the County of Guadalupe, Texas, (County) for the fiscal year ended September 30, 2014. The accompanying financial statements were prepared in accordance with generally accepted accounting principles (GAAP) as promulgated by the Government Accounting Standards Board (GASB) and this report submitted is in compliance with Section 114.025, Vernon's Texas Codes Annotated (V.T.C.A.), Local Government Code which requires a complete set of auditing financial statements annually.

The purpose of this report is to provide the District Judges of Guadalupe County, the Guadalupe County Commissioners' Court, citizens, representatives of financial institutions and others with detailed information concerning the financial condition and performance of the County. Responsibility for both the accuracy of the presented data and the completeness and fairness of the presentation, including all disclosures, rests with the County.

Management of the County is responsible for establishing and maintaining an internal control structure designed to ensure that the assets of the County are protected from loss, theft, or misuse and to ensure that adequate accounting data is compiled to allow for the preparation of financial statements in conformity with generally accepted accounting principle (GAAP). The internal control structure is designed to provide reasonable, but not absolute, assurance that those objectives are met. The concept of reasonable assurance recognizes that (1) the cost of a control should not exceed the benefit likely to be derived, and (2) the valuation of costs and benefits requires estimates and judgments by management. We believe that the information presented is accurate in all material respects and reported in a manner designed to show the financial position and operating results of the County. All disclosures necessary to enable the reader to gain an understanding of the County's financial activities have also been included.

Whitley Penn, LLP, a firm of licensed certified public accountants, has audited the County's financial statements. The goal of the independent audit was to provide reasonable assurance that the basic financial statements of the County, for the fiscal year ended September 30, 2014, are free of material misstatement. The examination was conducted in accordance with generally accepted governmental auditing standards. The independent audit involved examining, on a test basis, evidence supporting the amounts and disclosures in the basic financial statements; assessing the accounting principles used; and evaluating the overall financial statement presentation. The independent auditor concluded, based on the audit, that there was a reasonable basis for rendering an unqualified ("clean") opinion that the County's financial statement for the fiscal year ended September 30, 2014 are fairly presented in conformity with GAAP. The independent auditor's report is presented as the first component of the financial section of this report. Immediately following the independent auditors report is a narrative introduction, overview, and analysis to accompany the basic financial statements in the form of the Management's Discussion and Analysis

(MD&A). This letter of transmittal is designed to complement the MD&A and should be read in conjunction with it.

The independent audit of the financial statements of the County was part of the broader, federally mandated “Single Audit” designed to meet the special needs of federal grantor agencies. The standards governing Single Audit engagements require the independent auditor to report not only on the fair presentation of the financial statements, but also on the audited government’s internal controls and legal requirements involving the administration of federal awards. These reports are included in the Single Audit section of this report.

### ***Profile of Guadalupe County***

**Geographic Information.** Guadalupe County is located approximately one hundred miles inland from the Gulf of Mexico in south central Texas and is bounded by Comal, Hays, Caldwell, Gonzales, Wilson, and Bexar counties and is a component of the “San Antonio Area Metropolitan Statistical Area” (MSA) by the Texas Comptroller of Public Accounts. The County covers 715 square miles of flat to rolling terrain with local depressions and escarpments, and its elevation ranges from 450 to 800 feet above sea level. The area has a mild subtropical climate, with temperatures ranging from an average high of 96° in July and an average low of 42° in January.



**History.** The central Texas region, including Guadalupe County, has supported human habitation for several thousand years. Archaeologists believe some of the artifacts found in the area to be from the Archaic Period (ca. 5000 B.C. to 500 A.D.); other pieces are more recent, dating from 1200 to 1500 A.D. Indian tribes in the area included the Karankawas, Tonkawas, Comanches, and Lipan Apaches.

In 1838 a group of former Texas Rangers and other settlers founded the community of Walnut Springs, which changed its name to Seguin in 1839 to honor Juan Nepomuceno Seguin, a hero in the Texas Revolution, who had served as mayor of San Antonio and had been a senator for the Republic of Texas. In 1846, the year that the Republic of Texas became the State of Texas, Guadalupe County was formed with Seguin as its county seat. On March 30, 1846, the Texas Legislature approved the act creating Guadalupe County. Guadalupe County was created from Gonzales and Bexar counties and was organized on July 13, 1846. Guadalupe County takes its name from the Guadalupe River, which Alonso de Leon named in 1689 in honor of the Lady of Guadalupe depicted on his standard.

**Population.** The County population has grown significantly since 1850. In 1850, the U.S. Census Bureau shows the County population at 1511. By 1900, the population had grown to 21,835, and in 2000, the population was 89,023. The 2013 population estimate is 143,183. The increased growth is evident in the increased demand for service at the county level.

**Highway System.** The County is traversed, along its northwestern border, by Interstate Highway 35 and bisected centrally by Interstate Highway 10 (east to west). US highway 90 and US Highway 90A both branch off Interstate Highway 10 in Seguin and continue eastward to the county line toward Luling and Gonzales, respectively. Additionally, the County has two major state highways (State Highway 46 and

State Highway 123) that both bisect the County (north to south). Completed in 2012, is State Highway 130, a toll road, which is meant to divert traffic on Interstate Highway 35 around Austin. State Highway 130 begins in Georgetown and travels east of Austin, coming into Guadalupe County on the northeast boundary and connecting to Interstate Highway 10 east of Seguin.

**Governmental Entity – County Structure.** Guadalupe County is a public corporation and political subdivision of the State of Texas. The county seat is the city of Seguin. The general governing body of the County is an elected five-member Commissioners’ Court (Court) in accordance with Article 5, Paragraph 18 of the Texas Constitution. The Court is comprised of the County Judge, who is the presiding officer, and four Commissioners. The County Judge is elected at large to serve a four-year term. Commissioners serve four-year staggered terms, two members elected every two years.

The Court, which generally meets three times per month, sets the calendar for regularly scheduled commissioners’ court dates on an annual basis. This calendar is available from the County Judge’s office, the County Clerk, or on the Commissioners Court webpage on the County’s website [www.co.guadalupe.tx.us](http://www.co.guadalupe.tx.us).

The Court sets the tax rate, approves contracts for the County, and adopts the County budget within the resources as estimated by the County Auditor. The Court is also responsible for development of policies, approves financial commitments, and makes appointments of various department heads. The management and leadership provided by members of the Court, and elected and appointed officials of other departments, are crucial to the success of the County’s financial management and growth.

The County Auditor has responsibilities for prescribing the systems and procedures for handling the finances of the County and “examining, auditing and approving” all disbursements from County funds prior to their submission to the Commissioners’ Court for approval. The district judges of Guadalupe County appoint the County Auditor for a two-year term.

The County serves a population, based on the 2010 U.S. Census, of 131,533 and provides many varied services for the public it serves. These services include, but are not limited to, the operation of the district, county and justices of the peace judicial systems, voting operations for national, state and some local elections, maintenance on and construction of county owned roads and bridges, recording functions relating to property rights and vital statistics, operation of law enforcement agencies (sheriff and constables), operation of the county jail, property tax collections for multiple agencies and general governmental administration. The County, while not directly providing the service, does provide funding for Emergency Medical Services (EMS), Volunteer Fire Departments, and Libraries.

The annual budget serves as the foundation for the County’s financial planning and control. All departments of the County are required to submit requests for appropriation to the County Judge during May each year. The County Judge, whom is the budget officer for the County, then uses these requests as the starting point for developing the County Judge’s Recommended Budget. This budget is presented to the County Commissioners for their review. From the County Judge’s Recommended Budget, the County Commissioners and the County Judge prepare the proposed budget which is filed with the County Clerk. The Court then holds the public hearings on the proposed budget. The County is required to adopt a final budget by the first day of the new fiscal year. The appropriated budget is prepared by fund, department, and budget summary (personnel, operations, and capital outlay). The Court approves the budget on a summary line basis with any changes to personnel or capital outlay required to be approved by commissioners’ court. A more detailed, line item, budget is included with the adopted budget for informational purposes.

Budget-to-actual comparisons are provided in this report for each individual government fund for which an appropriated annual budget has been adopted. For the general fund, this comparison is presented as part of the basic financial statements for the governmental funds. For governmental funds, other than the

general fund, with appropriated annual budgets, this comparison is presented in the Supplemental Non-Major Governmental Funds subsection of this report.

***Factors Affecting Financial Condition***

The information presented in the financial statements is perhaps best understood when it is considered from the broader perspective of the specific environment within which Guadalupe County operates.

**Local economy.** The County is transitioning from a primarily rural community to a suburban community servicing the San Antonio/Austin corridor. The population has grown by 48% since the 2000 census and by 103% since the 1990 census. Most of the large-scale growth has been in the northwestern region of the County, primarily in the cities of Schertz and Cibolo. However, homebuilding slowed in this area from beginning in 2008.

From 2004 through 2007 there was double-digit growth in sales tax revenue years past, from 2008 to 2010 sales tax remained flat. Since that time sales tax collections have increased each year; in 2011 sales tax increased 8.5%, 2012 increased by 13.8%, 2013 increased by 12.4%, and 2014 increased by 9.8%.

While Guadalupe County has a very low unemployment rate as compared to the State of Texas and the national average. In September 2014, Guadalupe County had an unemployment rate of 4.4% compared to the national rate of 5.7% and 5.0% for the State of Texas. As of September 2014, the labor force figures for the County, as established by the Texas Workforce Commission, were at 70,269 of which 67,160 were currently employed. While residential homebuilding did slow, major commercial construction projects, such as the new Caterpillar plant, an expansion project by Guadalupe Regional Medical Center, and a new Amazon distribution center have significantly contributed to the lower unemployment rate.

The recent increase in employment and sales tax is also attributed residual activity from the Eagle Ford Shale oil development in areas south of Guadalupe County. The Eagle Ford Shale gas formation was discovered in 2008 and is unlike many other shale formations because it has both oil and natural gas resources. Located in Southwest Texas from the Mexican border to areas in east Texas, all south of Guadalupe County, the Eagle Ford Shale is estimated to have 20.81 trillion cubic feet of natural gas and 3.351 billion barrels of oil. The formation ranges in depth from 4,000 to 14,000 feet and covers over 3,000 square miles.

The trend of solid gains in the tax base from 2003 to 2008 reversed in 2009. Freeze adjusted taxable value decreased in 2009 \$7.05 billion to \$6.81 billion, however the new construction as well as values have steadily increased since 2009.

*Freeze Adjusted Taxable Value (in billions) by Year*

| 2014   | 2013   | 2012   | 2011   | 2010   | 2009   | 2008   | 2007   | 2006   |
|--------|--------|--------|--------|--------|--------|--------|--------|--------|
| \$8.33 | \$7.86 | \$7.71 | \$7.36 | \$6.90 | \$6.81 | \$7.05 | \$5.90 | \$4.82 |

In April 2012, CPS Energy acquired the Rio Nogales electric power plant in Seguin. Rio Nogales is an 800-megawatt combined cycle gas plant. CPS Energy is a utility owned by the city of San Antonio, and because the Texas Constitution prohibits one government entity from taxing another government entity, CPS Energy is exempt from property taxes. Rio Nogales was the County’s second highest taxpayer in fiscal year 2011, with a total assessed value from all accounts of \$171 million which accounted for 1.5% of the total assessed value. The change in the status of this property, from taxable to tax exempt, was included in the effective tax rate calculation for fiscal year budget beginning October 1, 2012 (Fiscal Year 2012-2013).

The utility agreed to make a tax exemption settlement payment of \$7,667,000 to the County. This complex legal agreement was an agreement by each of the Taxing Authorities to release in full and to covenants not sue, CPS Energy and the City of San Antonio as to the qualification of the Subject Property for an exemption from ad valorem taxes throughout the term of this Agreement in order to avoid the uncertainties and the expense of litigation through the term of this contract which terminates December 31, 2041. For the exemption period, if this property becomes taxable, then the payment from CPS Energy shall be credited against ad valorem taxes as prepayment of and credit against any tax liability until such credit is fully exhausted.

The economic outlook for Guadalupe County remains cautiously optimistic for the near future. In 2010, Caterpillar completed construction on a new plant that manufactures diesel engines and is projected to employ over 1,000 people. The local hospital, Guadalupe Regional Medical Center completed a \$100 million expansion project nearly doubling its size. The construction of the State toll road State Highway 130 was completed in 2012. This additional infrastructure, which is intended to divert traffic on Interstate Highway 35 around Austin, should be additional economic growth to Guadalupe County. Additionally, Amazon.com signed an economic development incentive with the Guadalupe County and the city of Schertz on the new construction of a 1.3 million square foot distribution center located in the northwest corner of Guadalupe County which became operational during the fall of 2013.

The continued growth in population, while has a positive impact on the local economic community as a whole, will continue to present real challenges for County government. If the County is to continue to provide the level of service it has established, it will need to explore all avenues of increasing revenues as well as finding more efficient ways to operate and to keep up with demands imposed by the constituents. Currently, Guadalupe County has one of the lower tax rates of the 254 Texas counties.

**Major Initiatives and Capital Planning.** Guadalupe County has added much needed infrastructure, including remodeling two floors of a furniture warehouse business into a Justice Center housing the Commissioners Court, County Clerk, County Attorney, County Court-at-Law, County Court-at-Law No. 2, and the Veterans' Service Officer. The County constructed a new Elections building, remodeled the Administration building (now known as the Finance Center) for the County Tax-Assessor, County Treasurer and County Auditor, and constructed an addition to the Schertz Annex to house the County Clerk and the Elections Office.

The 2014 completion of the renovated 2nd floor of the Justice Center now houses the District Courts, District Clerk, and District Attorney. Additionally, the Adult Detention Center (County Jail) heating and air conditioning system (HVAC) with a chiller system was completed in 2014 as well. Also during 2014, the County began the renovation of the Agriculture Extension (Agri-life) Building, which was completed in the of Fall 2014. Included in the FY15 budget is the renovation of the historic County Courthouse.

**Awards.** The Government Finance Officers Association of the United States and Canada (GFOA) awarded the Certificate of Achievement for Excellence in Financial Reporting to Guadalupe County for the Comprehensive Annual Financial Report for the fiscal year ended September 30, 2013, received for the fourth consecutive year.

In order to be awarded a Certificate of Achievement, a government must publish an easily readable and efficiently organized comprehensive annual financial report. This report must satisfy both generally accepted accounting principles and applicable legal requirements. A Certificate of Achievement is valid for a period of one year only. We believe that our current comprehensive annual financial report continues to meet the Certificate of Achievement Program's requirements and we are submitting it to the GFOA to determine its eligibility for another certificate.

**Acknowledgments.** The preparation of this report would not have been possible without the efficient and dedicated work of Heidi Franzen, 1<sup>st</sup> Assistant County Auditor, and the professional services provide by our Independent Auditors, Whitley Penn, LLP. We also wish to commend the county officials, department heads, and all members of the departments who assisted and contributed to the preparation of this report. Furthermore, it is important to recognize the members of the Commissioners Court for their interest and support in planning and conducting the financial operations of the County. I should also like to thank the District Judges of Guadalupe County for their unwavering support, enabling this office to perform its duties in a responsible and progressive manner. I am very honored to serve the citizens of this County and work with the outstanding officials and employees that help make Guadalupe County one of the best in Texas.

**Request for information.** This financial report is designated to provide an overview of the County's finances for individuals who are interested in this information. Questions concerning any of the data provided in this report or requests for additional financial information should be addressed to the Guadalupe County Auditor, 307 W. Court, Suite 205, Seguin, Texas 78155.

Respectfully submitted,



Kristen Klein, CPA  
Guadalupe County Auditor



Government Finance Officers Association

**Certificate of  
Achievement  
for Excellence  
in Financial  
Reporting**

Presented to

**Guadalupe County  
Texas**

For its Comprehensive Annual  
Financial Report  
for the Fiscal Year Ended

**September 30, 2013**

Executive Director/CEO






**GUADALUPE COUNTY, TEXAS**  
**PRINCIPAL OFFICIALS**

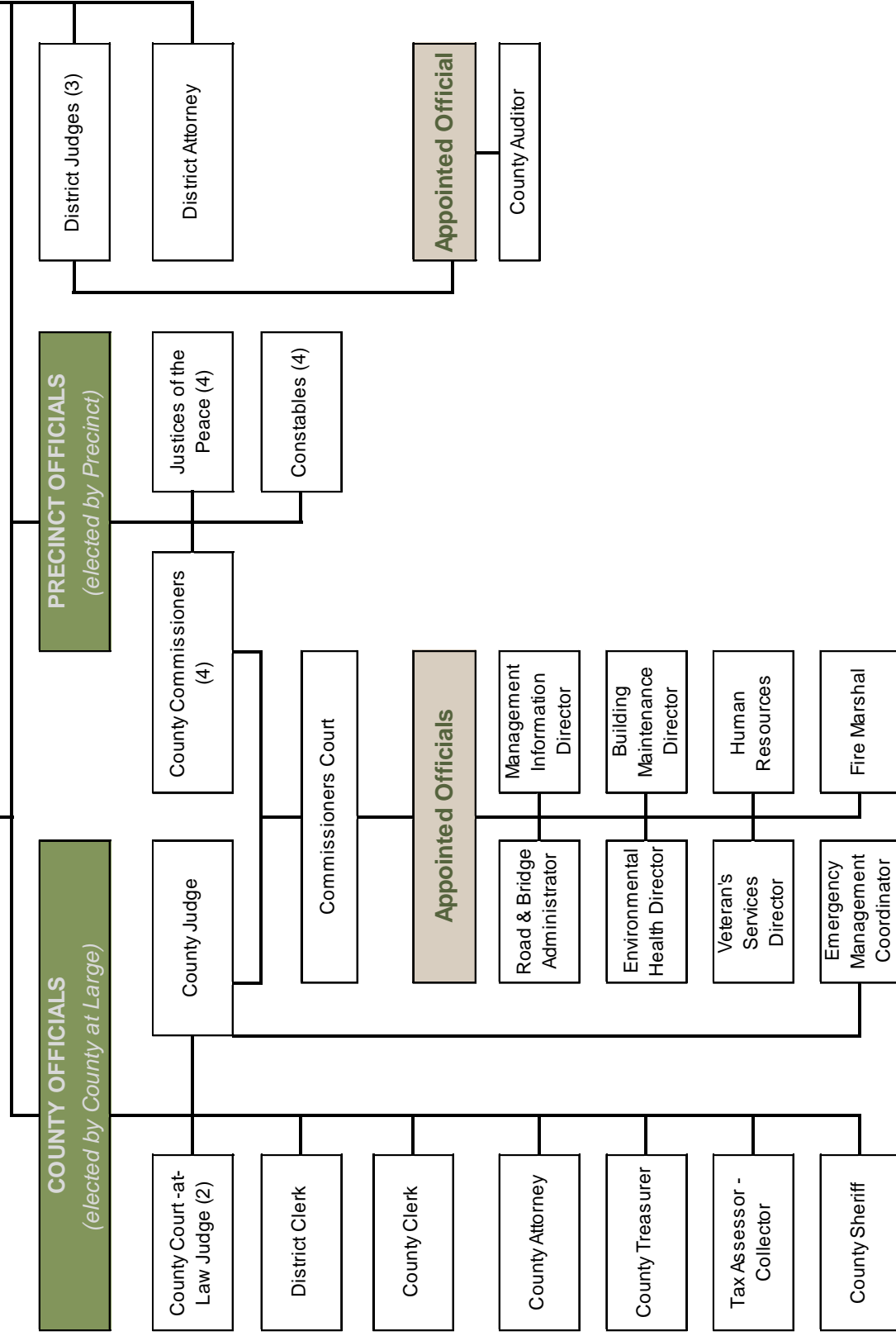
COUNTY JUDGE ..... LARRY JONES  
COMMISSIONER, PRECINCT 1 ..... GREG SEIDENBERGER  
COMMISSIONER, PRECINCT 2 ..... KYLE KUTSCHER  
COMMISSIONER, PRECINCT 3 ..... JIM WOLVERTON  
COMMISSIONER, PRECINCT 4 ..... JUDY COPE  
COUNTY AUDITOR ..... KRISTEN KLEIN  
COUNTY TREASURER ..... LINDA DOUGLASS  
TAX ASSESSOR-COLLECTOR ..... TAVIE MURPHY  
COUNTY CLERK ..... TERESA KIEL  
DISTRICT CLERK ..... DEBRA CROW  
SHERIFF ..... ARNOLD ZWICKE  
COUNTY ROAD ADMINISTRATOR ..... MARK GREEN  
COUNTY ATTORNEY ..... DAVE WILLBORN  
DISTRICT ATTORNEY ..... HEATHER McMINN  
COUNTY COURT-AT-LAW JUDGE ..... LINDA Z. JONES  
COUNTY COURT-AT-LAW JUDGE NO. 2 ..... FRANK FOLLIS

OFFICIAL ISSUING REPORT

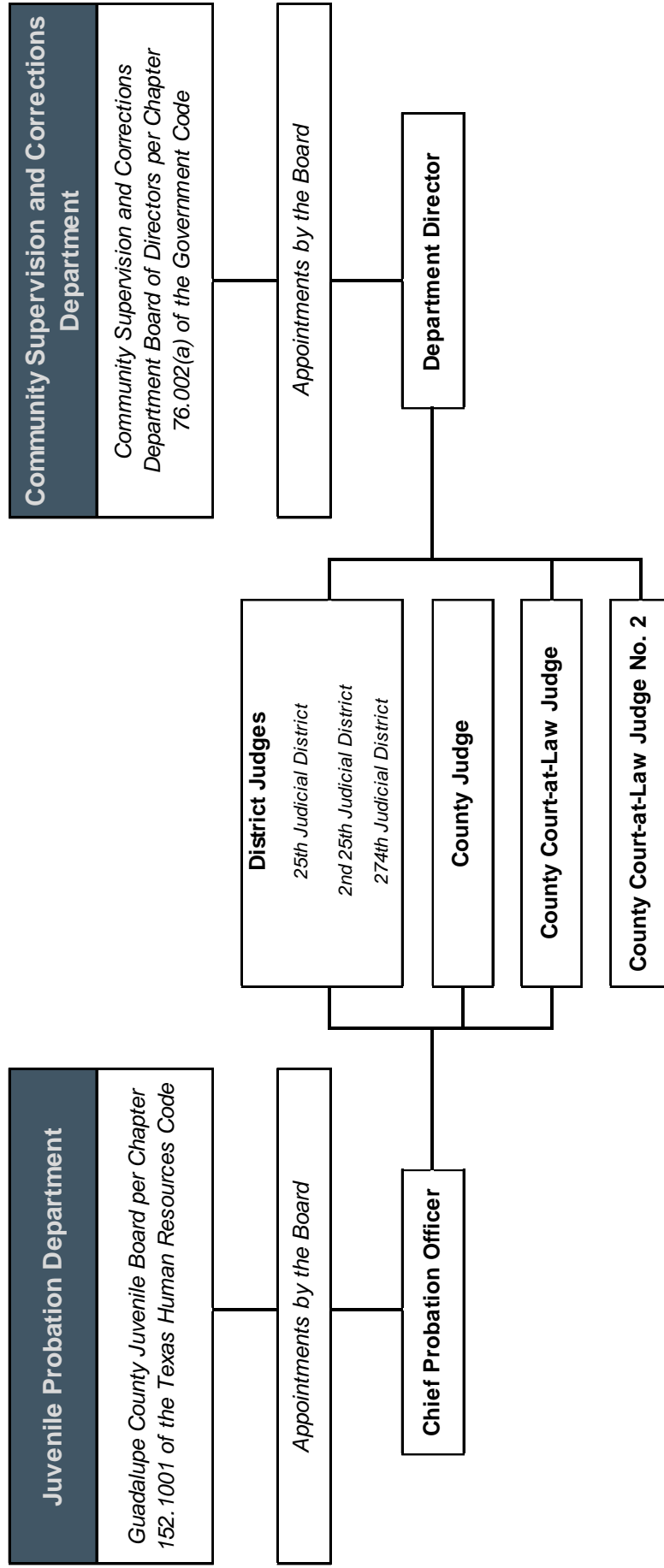
COUNTY AUDITOR



**GUADALUPE COUNTY ORGANIZATIONAL CHART**  
**VOTERS OF GUADALUPE COUNTY**



# SPECIALIZED LOCAL ENTITIES ORGANIZATIONAL CHART



## **Financial Section**



## REPORT OF INDEPENDENT AUDITORS

Honorable Judge and  
Members of Commissioners Court  
Guadalupe County, Texas

### **Report on the Financial Statements**

We have audited the accompanying financial statements of the governmental activities, each major fund, and the aggregate remaining fund information of Guadalupe County, Texas (the "County"), as of and for the year ended September 30, 2014, and the related notes to the financial statements, which collectively comprise the County's basic financial statements as listed in the table of contents.

### ***Management's Responsibility for the Financial Statements***

Management is responsible for the preparation and fair presentation of these financial statements in accordance with accounting principles generally accepted in the United States of America; this includes the design, implementation, and maintenance of internal control relevant to the preparation and fair presentation of financial statements that are free from material misstatement, whether due to fraud or error.

### ***Auditors' Responsibility***

Our responsibility is to express opinions on these financial statements based on our audit. We conducted our audit in accordance with auditing standards generally accepted in the United States of America and the standards applicable to financial audits contained in *Government Auditing Standards*, issued by the Comptroller General of the United States. Those standards require that we plan and perform the audit to obtain reasonable assurance about whether the financial statements are free from material misstatement.

An audit involves performing procedures to obtain audit evidence about the amounts and disclosures in the financial statements. The procedures selected depend on the auditor's judgment, including the assessment of the risks of material misstatement of the financial statements, whether due to fraud or error. In making those risk assessments, the auditor considers internal control relevant to the entity's preparation and fair presentation of the financial statements in order to design audit procedures that are appropriate in the circumstances, but not for the purpose of expressing an opinion on the effectiveness of the entity's internal control. Accordingly, we express no such opinion. An audit also included evaluating the appropriateness of accounting policies used and the reasonableness of significant accounting estimates made by management, as well as evaluating the overall presentation of the financial statements.

We believe that the audit evidence we have obtained is sufficient and appropriate to provide a basis for our audit opinions.

Honorable Judge and  
Members of Commissioners Court  
Guadalupe County, Texas

### ***Opinions***

In our opinion, the financial statements referred to above present fairly, in all material respects, the respective financial position of the government activities, each major fund, and the aggregate remaining fund information of the County, as of September 30, 2014, and respective changes in financial position and, where applicable, cash flows thereof for the year then ended in accordance with accounting principles generally accepted in the United States of America.

### **Other Matters**

#### *Required Supplementary Information*

Accounting principles generally accepted in the United States of America require that the management's discussion and analysis on pages 5 through 17, budgetary comparison schedules on pages 59 through 66, infrastructure assets (roads) under the modified approach on pages 68 through 69, and the Texas County and District Retirement System analysis of funding progress on page 70, be presented to supplement the basic financial statements. Such information, although not a part of the basic financial statements, is required by the Governmental Accounting Standards Board who considers it to be an essential part of financial reporting for placing the basic financial statements in an appropriate operational, economic, or historical context. We have applied certain limited procedures to the required supplementary information in accordance with auditing standards generally accepted in the United States of America, which consisted of inquiries of management about the methods of preparing the information and comparing the information for consistency with management's responses to our inquiries, the basic financial statements. We do not express an opinion or provide any assurance on the information because the limited procedures do not provide us with sufficient evidence to express an opinion or provide any assurance.

#### *Other Information*

Our audit was conducted for the purpose of forming opinions on the financial statements that collectively comprise the County's basic financial statements. The accompanying other supplementary information, such as the combining and individual nonmajor fund financial statements and schedules as listed in the table of contents, and the other information, such as the introductory and statistical sections, are presented for additional analysis and are not a required part of the basic financial statements.

The accompanying other supplementary information, such as the combining and individual nonmajor fund financial statements as listed in the table of contents is the responsibility of management and was derived from and relates directly to the underlying accounting and other records used to prepare the basic financial statements. Such information has been subjected to the auditing procedures applied in the audit of the basic financial statements and certain additional procedures, including comparing and reconciling such information directly to the underlying accounting and other records used to prepare the basic financial statements or to the basic financial statements themselves, and other additional procedures in accordance with auditing standards generally accepted in the United States of America. In our opinion, the other supplementary information is fairly stated, in all material respects, in relation to the basic financial statements as a whole.

The other information, such as the introductory section and the statistical section, has not been subjected to the auditing procedures applied in the audit of the basic financial statements, and accordingly, we do not express an opinion or provide any assurance on it.



Honorable Judge and  
Members of Commissioners Court  
Guadalupe County, Texas

**Other Reporting Required by *Government Auditing Standards***

In accordance with Government Auditing Standards, we have also issued our report dated March 10, 2015, on our consideration of the County's internal control over financial reporting and on our tests of its compliance with certain provisions of laws, regulations, contracts, and grant agreements and other matters. The purpose of that report is to describe the scope of our testing of internal control over financial reporting and compliance and the results of that testing, and not to provide an opinion on internal control over financial reporting or on compliance. That report is an integral part of an audit performed in accordance with Government Auditing Standards in considering the County's internal control over financial reporting and compliance.

A handwritten signature in black ink that reads "Whitley Penn LLP". The signature is written in a cursive, flowing style.

Houston, Texas  
March 10, 2015



**GUADALUPE COUNTY, TEXAS**  
**MANAGEMENT'S DISCUSSION AND ANALYSIS**

This section of Guadalupe County, Texas' (the "County") Comprehensive Annual Financial Report (CAFR) presents a narrative overview and comparative analysis of the financial activities of the County for the fiscal years ended September 30, 2014 and 2013. Readers are encouraged to consider the information presented here in conjunction with the basic financial statements that immediately follow, along with the letter of transmittal, the accompanying notes to those financial statements, and other portions of the CAFR.

**FINANCIAL HIGHLIGHTS**

**Highlights for Government-wide Financial Statements**

The government-wide financial statements report financial information about the County as a whole using the economic resources measurement focus and accrual basis of accounting.

- The total government-wide assets and deferred outflow of resources of the County exceeded the liabilities at September 30, 2014, by \$88,091,264 (net position), an increase of \$5,629,302 from the previous year's restated net position.
- The net position is categorized as follows:
  - Restricted net position:
    - \$210,665 for county operations
    - \$235,125 for debt service
    - \$1,796,493 for roads and bridges
    - \$1,700,377 for records management
    - \$419,444 for public safety
    - \$275,754 for community services/programs
    - \$1,745,674 for other purposes
  - Net investment in capital assets is \$55,385,720.
  - The remainder of \$26,322,012 (unrestricted net position) may be used to meet the government's ongoing obligations to citizens and creditors.
- Total revenue from all sources was \$57.3 million. The primary revenue sources for governmental activities were property (ad valorem) taxes (\$36.2 million), charges for services (\$9.3 million), and sales tax (\$7.3 million). These three revenue sources accounted for 63.3%, 16.3%, and 12.8% respectively, or 92.4% of total governmental activities revenues.
- Total expenses for governmental activities were \$51.6 million. The largest functional expenses were public safety (\$20.7 million), judicial (\$8.9 million), and general government (\$10.7 million).

**GUADALUPE COUNTY, TEXAS**  
*MANAGEMENT'S DISCUSSION AND ANALYSIS (continued)*

**OVERVIEW OF THE FINANCIAL STATEMENTS**

This annual report consists of three parts—management's discussion and analysis (this section), the basic financial statements, and required supplementary information. The basic financial statements include two kinds of statements that present different views of the County:

- The first two statements are *government-wide financial statements* that provide both *long-term* and *short-term* information about the County's overall financial status.
- The remaining statements are *fund financial statements* that focus on *individual parts* of the government, reporting the County's operations in more detail than the government-wide statements.
- *The governmental funds* statements tell how *general government* services were financed in the *short term* as well as what remains for future spending.
- *Proprietary fund* statements offer *short-* and *long-term* financial information about the activities the government operates *like businesses*, such as self-funded employee medical insurance and worker's compensation.

*Fiduciary fund* statements provide information about the financial relationships in which the County acts solely as a *trustee or agent* for the benefit of others, to whom the resources in question belong.

The financial statements also include notes that explain some of the information in the financial statements and provide more detailed data. The statements are followed by a section of required supplementary information that further explains and supports the information in the financial statements.

**Government-wide Statements**

The *government-wide financial statements* are designed to provide readers with a broad overview of the County's finances, in a manner similar to a private-sector business and, accordingly, to provide information about the County as a whole, presenting both an aggregate current view of the County's finances and a longer-term view of those assets. They present the financial picture of the County from an economic resource measurement focus using the accrual basis of accounting.

The *statement of net position* includes all of the government's assets, deferred outflows of resources, and liabilities. All of the current year's revenues and expenses are accounted for in the statement of activities regardless of when cash is received or paid.

The *statement of activities* presents information showing how the County's net position changed during the most recent fiscal year. All changes in net position are reported as soon as the underlying event giving rise to the change occurs, regardless of the timing of related cash flows. Thus, revenues and expenses are reported in this statement for some items that are expected to result in cash flows in future fiscal periods, such as revenues pertaining to uncollected taxes and earned but unused vacation leave.

The two government-wide statements report the County's net position and how they have changed. Net Position — the difference between the County's assets and deferred outflows of resources, and liabilities — is one way to measure the County's financial health or *position*.

- Over time increases or decreases in the County's net position are an indicator of whether its financial health is improving or deteriorating, respectively.

**GUADALUPE COUNTY, TEXAS**  
**MANAGEMENT'S DISCUSSION AND ANALYSIS (continued)**

- To assess the overall health of the County, one needs to consider additional nonfinancial factors such as changes in the County's tax base.

The government-wide financial statements of the County include the *Governmental activities*. Most of the County's basic services are included here, such as general government, judicial, public safety, infrastructure, etc. Property taxes and charges for services finance most of these activities.

**Fund Financial Statements**

The fund financial statements provide more detailed information about the County's most significant *funds*—not the County as a whole. Funds are accounting devices that the County uses to keep track of specific sources of funding and spending for particular purposes.

- Some funds are required by State law and by bond covenants.
- The County establishes other funds to control and manage money for particular purposes or to show that it is properly using certain taxes and grants.

The County has the following kinds of funds:

- *Governmental funds*—Most of the County's basic services are included in governmental funds, which focus on (1) how *cash and other financial assets* that can readily be converted to cash flow in and out and (2) the balances left at year-end that are available for spending. Consequently, the governmental fund statements provide a detailed *short-term* view that helps you determine whether there are more or fewer financial resources that can be spent in the near future to finance the County's programs. Because this information does not encompass the additional long-term focus of the government-wide statements, we provide additional information at the bottom of the governmental funds statement, or on the subsequent page, that explain the relationship (or differences) between them.
- *Internal service funds* – These are used to report activities that provide supplies and services for the County's other programs and activities.
- *Fiduciary funds*—The County is the trustee, or *fiduciary*, for certain funds. It is also responsible for other assets that—because of a trust arrangement—can be used only for the trust beneficiaries. The County is responsible for ensuring that the assets reported in these funds are used for their intended purposes. All of the County's fiduciary activities are reported in a separate statement of fiduciary assets and liabilities and a statement of changes in assets and liabilities. We exclude these activities from the County's government-wide financial statements because the County cannot use these assets to finance its operations.

**Notes to the Financial Statements**

The information reported in the notes to the financial statements provides additional disclosures necessary to a complete understanding of the data presented in the government-wide and fund financial statements.

**GUADALUPE COUNTY, TEXAS**  
**MANAGEMENT'S DISCUSSION AND ANALYSIS (continued)**

**FINANCIAL ANALYSIS OF THE COUNTY AS A WHOLE**

**Statement of Net Position**

The table below compares the County's net position for the past two years. (Note: The County does not have any business-type activities.)

**COMPARATIVE SCHEDULE OF NET POSITION**

*September 30, 2014 and 2013*

*Amounts in (000's)*

|  | <b>Primary Government<br/>Governmental Activities</b> |                            |
|--|---|----------------------------|
|  | <b>2014</b>   | <b>2013<br/>(Restated)</b> |
| Current and other assets                   | \$ 39,479   | \$ 45,180                  |
| Capital assets, net                        | 67,898  | 63,243                     |
| <b>Total Assets</b>                        | <b>107,377</b>  | <b>108,423</b>             |
| <b>Deferred outflow of resources</b>       |   |                            |
| Deferred charge on refunding               | 272   | 185                        |
| <b>Total deferred outflow of resources</b> | <b>272</b>  | <b>185</b>                 |
| Long-term liabilities                      | 14,340  | 21,044                     |
| Other liabilities                          | 5,218   | 5,102                      |
| <b>Total Liabilities</b>                   | <b>19,558</b>   | <b>26,146</b>              |
| Net Position:                              |   |                            |
| Net investment in capital assets           | 55,386  | 44,386                     |
| Restricted                                 | 6,383   | 7,019                      |
| Unrestricted                               | 26,322  | 31,057                     |
| <b>Total Net Position</b>                  | <b>\$ 88,091</b>                                      | <b>\$ 82,462</b>           |

The County's assets and deferred outflows of resources exceeded liabilities by \$88.1 million at the close of the current fiscal year. Of this amount, \$55.4 million represents the portion the County has invested in capital assets (e.g. land, buildings, machinery, and equipment), net of accumulated depreciation less any outstanding debt used to construct or acquire those assets. The County uses these capital assets to provide services to citizens; consequently, these funds are not available for future spending. An additional portion, \$6.4 million, of the County's net position is restricted. Of this amount, \$235,125 represents funds that are restricted to the Debt Service Fund. These proceeds are raised from property taxes and are restricted for payment of the long-term debt (certificates of obligation and bonds) owed by the County. Additionally, \$1,796,493 is restricted for Road and Bridge, \$419,444 is restricted for public safety, \$1,700,377 is restricted for Records Management, \$210,665 is restricted for County Operations, \$275,754 is restricted for Community Services/Programs, and \$1,745,674 is restricted for other purposes.

Overall, the County's financial position has improved. The County has worked to improve infrastructure and capital equipment using unrestricted cash reserves and limited borrowing of debt instruments. This is important because the County has a growing population and increased demand on its resources. This is reflected in the increase in the net investment in capital assets and increase in total net position.

**GUADALUPE COUNTY, TEXAS**  
**MANAGEMENT'S DISCUSSION AND ANALYSIS (continued)**

**Statement of Activities**

The table below indicates changes in net position for governmental activities for the past two years. (Note: The County does not have any business-type activities).

**COMPARATIVE SCHEDULE OF CHANGES IN NET POSITION**  
**For the Years Ended September 30, 2014 and 2013**  
**Amounts in (000's)**

|   | <b>Primary Government<br/>Governmental Activities</b> |                            | <b>Increase/<br/>(Decrease)</b> |
|---|---|----------------------------|---------------------------------|
|   | <b>2014</b>   | <b>2013<br/>(Restated)</b> | <b>Amount</b>                   |
| <b>Revenues</b>                           |   |                            |                                 |
| Program revenues:                         |   |                            |                                 |
| Charges for services                      | \$ 9,314  | \$ 9,026                   | \$ 288                          |
| Operating grants and contributions        | 3,649   | 3,145                      | 504                             |
| Capital grants and contributions          | 66  |                            | 66                              |
| General revenues:                         |   |                            |                                 |
| Property taxes                            | 36,229  | 35,762                     | 467                             |
| Sales and use taxes                       | 7,345   | 6,685                      | 660                             |
| Earnings on investments                   | 200   | 136                        | 64                              |
| Miscellaneous                             | 394   | 418                        | (24)                            |
| Gain on disposal of capital assets        | 58  |                            | 58                              |
| <b>Total Revenues</b>                     | <b>57,255</b>   | <b>55,172</b>              | <b>2,083</b>                    |
| <b>Expenses</b>                           |   |                            |                                 |
| General government                        | 10,748  | 10,196                     | 552                             |
| Judicial                                  | 8,881   | 8,311                      | 570                             |
| Public safety                             | 20,697  | 20,350                     | 347                             |
| Infrastructure and environmental services | 5,758   | 6,078                      | (320)                           |
| Health and social services                | 5,364   | 4,618                      | 746                             |
| Interest on long-term debt                | 177   | 691                        | (514)                           |
| <b>Total Expenses</b>                     | <b>51,626</b>   | <b>50,244</b>              | <b>1,382</b>                    |
| Change in Net Position                    | 5,629   | 4,928                      | 701                             |
| <b>Net Position, Beginning (restated)</b> | <b>82,462</b>   | <b>77,534</b>              | <b>4,928</b>                    |
| <b>Net Position, Ending</b>               | <b>\$ 88,091</b>                                      | <b>\$ 82,462</b>           | <b>5,629</b>                    |

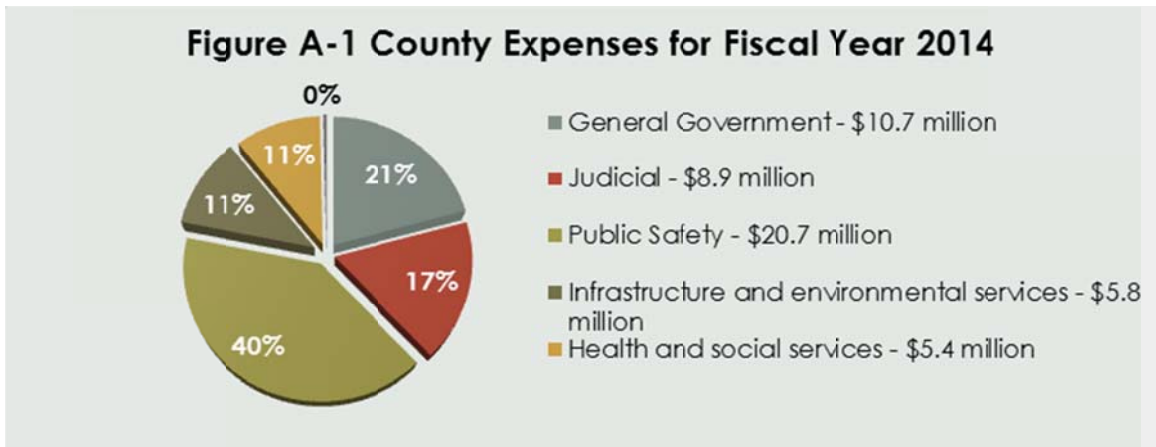
**Expenses.** The total cost of all programs and services was \$51.6 million. Health and Social Services, General Government and Judicial increased by 16%, 5% and 7% respectively, while Infrastructure and environmental services decreased by about 5%. General government increased about 7%, and Public Safety stayed relatively consistent changing about 2%. Interest on long term debt was substantially reduced 74%.

**Increases in functions:** Three new positions in general government and four new positions in public safety increased these functions. The increase in indigent health care and a one-time payment to the Guadalupe County Children's Advocacy Center increased health and social services. The District Attorney became a single county District Attorney, representing solely Guadalupe County in 2013 and

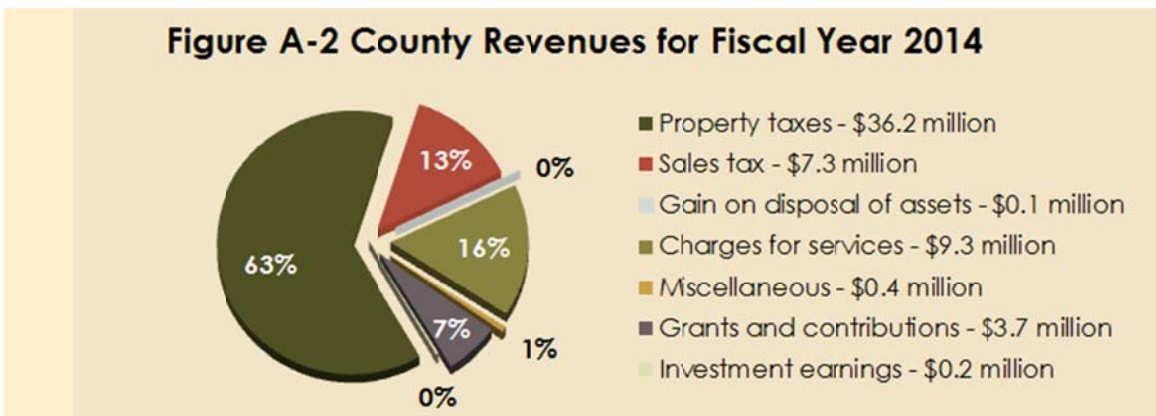
**GUADALUPE COUNTY, TEXAS**  
**MANAGEMENT'S DISCUSSION AND ANALYSIS (continued)**

consequently in 2014 all District Attorney funds were included in the Judicial function for 2014. Other increases that affected all functions were increased personnel and benefits costs.

Decreases in functions: Infrastructure and environmental services included a onetime cost for the Dry Comal Creek Water Retention Dam in the prior fiscal year. The refunding of the 2005 Refunding Bonds and 2009 Tax Anticipation Notes transpired prior to the interest payments for 2014, creating a one-time reduction in interest payments on long-term debt.



- **General Government** includes the general administration, Commissioners Court, Auditor’s Office, County Treasurer, Tax Assessor Collector, and Elections Administration.
- **Public Safety** includes the Sheriff’s office, Constables, County Jail, Juvenile Detention Service, Fire Protection costs, Emergency Management and County’s expenses related to the Department of Public Safety.
- **Judicial** includes the judicial branch (justice, county and district courts) and Juvenile Probation
- **Infrastructure and Environmental Services** includes the Road and Bridge department, Environmental Health Department, Citizens’ Collection Stations, and Soil Conservation.
- **Health and Social Services** includes EMS, indigent health care, Veteran’s Services Office, Senior Volunteers, Animal Control, and Agriculture (AgriLife) Extension Service.



**Revenues.** The County’s total revenues were \$57.3 million. A significant portion, 63.3% of the County’s revenue comes from property taxes (see Figure A-2). Other revenue sources include charges for services 16.3%, with only 6.5% from grants and contributions.



**GUADALUPE COUNTY, TEXAS**  
**MANAGEMENT'S DISCUSSION AND ANALYSIS (continued)**

Sales and use tax collections for the fiscal year were \$7.3 million, which were \$659,554 or 9.9% higher than the previous year. This has been attributed to major new businesses locating in the County such as Amazon and Caterpillar, combined with the impact of the oil boom in the Eagle Ford Shale which is located south and east of the County. Additionally, Guadalupe County has experienced rapid population growth over the last 20 years, and that trend, while slightly slower than the last decade, still continues.

Property tax revenue increased by \$0.5 million primarily as a result of a 1.7% increase in the property tax rate which generated an additional \$467,639.

**Changes in Net Position.** The table below presents the cost of each of the County's functions as well as each function's net cost (total cost less fees generated by the activities and intergovernmental aid). The net cost reflects what was funded by state revenues as well as local tax dollars. (Note: The County does not have any business-type activities).

**NET COST OF SELECTED COUNTY FUNCTIONS**  
**For the Years Ended September 30, 2014 and 2013**  
**Amounts in millions**

|   | 2014     |          |                      | 2013     |          |                      |
|---|----------|----------|----------------------|----------|----------|----------------------|
|   | Expenses | Revenues | Net cost of services | Expenses | Revenues | Net cost of services |
| General government                        | \$ 10.7  | \$ 3.0   | \$ (7.7)             | \$ 10.2  | \$ 3.1   | \$ (7.1)             |
| Judicial                                  | 8.9      | 3.2      | (5.7)                | 8.3      | 2.7      | (5.6)                |
| Public safety                             | 20.7     | 2.8      | (17.9)               | 20.3     | 2.5      | (17.8)               |
| Infrastructure and environmental services | 5.8      | 2.2      | (3.6)                | 6.1      | 2.5      | (3.6)                |
| Health and social services                | 5.4      | 1.7      | (3.7)                | 4.6      | 1.3      | (3.3)                |

- The cost of all governmental activities this year was \$51.6 million.
- However, the amount that our taxpayers paid for these activities through property taxes was \$36.2 million and \$7.3 million through sales tax.
- The cost paid by those who directly benefited from the programs was \$9.3 million.

The total received by the County for grants and contributions was \$3.7 million.

**FINANCIAL ANALYSIS OF THE COUNTY'S FUNDS**

As of September 30, 2014, the County's governmental funds reported a combined ending unassigned fund balance of \$9.3 million, and is available for spending at the County's discretion. Unassigned fund balance may serve as a useful measure of a government's net resources available for spending at the end of the fiscal year. The remainder of the fund balances are categorized as nonspendable (\$537,135), restricted (\$6,338,167), committed (\$5,399,266), or assigned (\$7,541,239) to reflect the varying levels of liquidity.

**GUADALUPE COUNTY, TEXAS**  
**MANAGEMENT'S DISCUSSION AND ANALYSIS (continued)**

At the end of the current fiscal year, the County's governmental funds reported combined ending fund balance approximating \$33.5 million, a decrease of \$4.7 million in comparison with the prior year. The decrease is attributable to the payment of \$5.1 million of fund balance used in the refunding to reduce existing debt.

The County's major general governmental funds are contained in the General Fund and the Road and Bridge Fund.

**General Fund.** The General Fund is the chief operating fund of the County. The total fund balance for general fund was \$22.3 million, which is a decrease of \$2,743,704 September 30, 2014. The unassigned portion of the General Fund's fund balance is \$9.3 million, a decrease of \$6.2 million, or 39.9% less than the prior year. The unassigned fund balance decreased primarily due to the use of funds to lower existing debt and the reclassifying of funds from unassigned to committed for the renovation of the historic courthouse planned for 2015. Additionally, the assigned fund balance decreased from September 30, 2013 by \$1.2 million. These funds were used for the renovation of the Agriculture Extension (Agri-Life) Building. For further information about fund balance (see Note N – Committed and Assigned Fund Balances).

Nonspendable fund balance consists of inventories and prepaid amounts. Restricted includes restricted cash and unspent proceeds from legislative mandated special fees. Unrestricted fund balance, which includes committed, assigned and unassigned fund balances, totaled \$21,134,842.

As a measure of the general fund's liquidity, it may be useful to compare both unassigned fund balance to total general fund expenditures. The target budgetary fund balance is 20% (2 ½ months) of operating expenditures, this year's unassigned fund balance equals 23.1% of the fiscal year 2014201420142014total general fund original expenditures budget. While lower than previous years, if maintained at a level of at least 20%, this fund balance to total expenditure ratio indicates a healthy financial position.

At September 30, 2014, the General Fund reported revenues of \$45,486,784, an increase of \$2,282,527 or about 5.3% over the prior year. More than a quarter of this increase is attributed to increase in sales tax, as noted below. Other increases include property taxes, inmate board bill revenues, grant funds, and contributions from the City of Seguin and State of Texas for the Indigent Health Program at the Guadalupe Regional Medical Center.

Sales tax growth for the area increased at double-digit rates steadily from 2004 through 2007. However, from 2008 to 2010 sales tax remained flat. Since that time, sales tax collections have increased each year as follows:

- 2011 increased by 8.5%
- 2012 increased by 13.8%
- 2013 increased by 12.4%
- 2014 increased by 9.6%

This growth is attributable to both the continued increase in population and the ongoing economic growth in the area with new businesses and the impact of the oil boom in the Eagle Ford Shale.

**GUADALUPE COUNTY, TEXAS**  
**MANAGEMENT'S DISCUSSION AND ANALYSIS (continued)**

Decreased interest rates continued to impact interest income. Earnings on investments were \$156,909 for 2014, an increase from the prior year of 32.25%. However, as shown below, interest income has significantly decreased from 2008 to 2014, as a result of the decreased federal funds rate.

| <b>Interest Income</b> |            |            |            |         |         |            |
|------------------------|------------|------------|------------|---------|---------|------------|
| 2008                   | 2009       | 2010       | 2011       | 2012    | 2013    | 2014       |
| \$ 641,815             | \$ 353,305 | \$ 261,674 | \$ 180,532 | 147,515 | 118,649 | \$ 156,909 |

Expenditures in the General Fund increased by approximately \$582,699 or about 1.6% over the prior year. Increases in the majority of functions are a result of added personnel for the Sheriff, County Judge, Fire Marshal, Constable Precinct One, and County Clerk, an across the board cost of living pay increase of \$.50/hour, and increased expenditures in different classifications as needed.

*Road and Bridge Fund.* The Road and Bridge Fund is the primary fund responsible for maintaining County roads. At the end of the fiscal year, the restricted fund balance in the Road and Bridge Fund was \$1.8 million, an decrease over the previous fiscal year by \$56,742 or 3.1%.

The Road & Bridge Lube Center, of which \$300,000 was budgeted for in fiscal year 2014 was not completed, revenues came in 2% higher than projected, and reduced operating costs such as fuel and employee attrition, resulted in the Road and Bridge Fund not decreasing the fund balance as originally projected. However, the Road and Bridge Lube Center will be completed during the 2015 fiscal year, and this project is expected to reduce the fund balance of the Road and Bridge Fund.

**General Fund Budgetary Highlights**

The legal level of budgetary control of the General Fund is the level at which the budget is adopted; that is, the budget is adopted by department and in total according to four major categories:

- Personnel Services
- Operations
- Other Services
- Capital Outlay

The final amended budget for expenditure appropriations was \$40.6 million, or \$482,545 higher than the original approved budget. Actual expenditures were \$37.9 million, or 6.8% less than the final budget. Expenditures were lower than budgeted because of employee attrition, a records archive project that continued into the new fiscal year, and the normal variance of expenditures which will be 1-2% lower than budget. Also, by State law the County Auditor is charged with strictly enforcing the laws regarding county finances, which requires the Commissioners Court to spend county funds only in strict compliance with the budget, except in an emergency.

General Fund revenues exceeded the amended budget by \$1,702,768. This difference is made up of a number of factors, the most prominent being that sales tax exceeded budget by \$616,231, an increase of 9.6% over the previous year collections. Other factors included an increase in property taxes, grants and funding indigent health care, and fines and forfeitures.

**GUADALUPE COUNTY, TEXAS**  
**MANAGEMENT'S DISCUSSION AND ANALYSIS (continued)**

**CAPITAL ASSETS AND DEBT ADMINISTRATION**

At the end of 2014, the County had invested \$67.9 million in a broad range of capital assets, including land, equipment, buildings, and vehicles. This amount represents a net increase (including additions and deductions) of \$4.7 million or 7.4% more than last year. Two projects were completed during the current fiscal year, the replacement of the Jail's heating and air conditioning system (HVAC) and the completion of the Justice Center second floor.

**COUNTY'S CAPITAL ASSETS**  
**September 30, 2014 and 2013**  
*In millions of dollars*

|                                | Governmental<br>Activities |                  |
|--------------------------------|----------------------------|------------------|
|                                | 2014                       | 2013<br>Restated |
| Land                           | \$ 1.6                     | \$ 1.6           |
| Infrastructure - Roads         | 26.6                       | 25.0             |
| Infrastructure - Bridges       | 1.8                        | 1.8              |
| Buildings and improvements     | 49.1                       | 41.3             |
| Construction in Progress       | 0.9                        | 5.3              |
| Equipment                      | 14.4                       | 13.3             |
| Totals at Historical Cost      | 94.4                       | 88.3             |
| Total Accumulated Depreciation | <u>(26.5)</u>              | <u>(25.0)</u>    |
| Net Capital Assets             | <u>\$ 67.9</u>             | <u>\$ 63.2</u>   |

The County has elected to report infrastructure using the depreciation method for the bridges and the "Modified Approach", as defined by the Government Accounting Standards Board Statement No. 34 for reporting the 638 county roads miles, rights-of-way and culverts.

In order to meet the requirements of the "Modified Approach," the Guadalupe County Road and Bridge Department performs condition assessments of county road continually throughout the year and evaluates and prioritizes the results annually. The condition of the road pavement is measured using the Pavement Condition Ratings and Images (PCR) management system, which is based on a weighted average of six distress factors found in pavement surfaces.

The County has made a commitment to incur the maintenance expenses necessary to preserve 80% of its road system at a good (3.3) or better condition level, on a scale of zero to five with five as the highest. For the 2014 fiscal year, the County had 93.4% of the County paved roads at this level or above. The County has previously maintained the roads at or above 96% for the previous five years. It was determined that this was not any one area of the County or a specific event; it was a result of normal wear, erosion and weather on the roads. Actual costs of maintenance, while ever increasing, have remained within the targeted estimates.

The County has experienced more heavy truck traffic on certain roads in the County due to the Eagle Ford Shale oil boom which is south and east of the County, and will continue to monitor the road conditions in these areas.

More detailed information on capital assets can be found in the notes to the financial statements (Note D – Capital Assets) and the *Infrastructure Assets (Roads) Under the Modified Approach* in the Required Supplementary Information after the Notes.

**GUADALUPE COUNTY, TEXAS**  
**MANAGEMENT'S DISCUSSION AND ANALYSIS (continued)**

**CAPITAL PROJECTS/EXPENDITURES FOR FY15**

The County's fiscal year 2015 Capital Projects Fund estimates spending \$6.4 million on major construction projects as follows:

- \$600,000 – Completion of renovation Agriculture Extension (Agri-Life) Building
- \$750,000 – Construction of Road and Bridge Lube Center
- \$5,000,000 – Renovation of the historic County Courthouse

The County has received a grant for road improvements from the Texas Department of Transportation in the amount of \$1.7 million.

**Bond Ratings**

The County's bond rating with Moody's Investor Services is "Aa2."

**Long-Term Debt**

At year-end, the County had million in bonds and notes outstanding, as shown below.

**COUNTY'S LONG-TERM DEBT**  
*For the Years Ended September 30, 2014 and 2013*  
*In million dollars*

|                                 | Governmental<br>Activities |         |
|---------------------------------|----------------------------|---------|
|                                 | 2014                       | 2013    |
| 2013 Refunding Bonds            | \$ 7.8                     | \$      |
| 2013 Certificates of Obligation | 5.0                        | 5.0     |
| 2009 Tax Notes                  |                            | 7.9     |
| 2005 Refunding Bonds            |                            | 6.7     |
|                                 | \$ 12.8                    | \$ 19.6 |

The total principal amount of long term debt outstanding, for the two outstanding debt issues was \$12,785,000 as of September 30, 2014. The 2005 Refunding Bonds and the 2009 Tax Anticipation Notes were callable in February 2014; consequently in November 2013 the County initiated a refunding of this debt which included paying off \$4,865,000 of the outstanding debt and reducing the interest rate on the two issuances.

Note: More detailed information on long-term debt can be found in the notes to the financial statements (Note E – Long-Term Debt).

**GUADALUPE COUNTY, TEXAS**  
**MANAGEMENT'S DISCUSSION AND ANALYSIS (continued)**

**ECONOMIC FACTORS AND NEXT YEAR'S BUDGETS AND RATES**

The annual budget is developed to provide efficient, effective, and economic uses of the County's resources, as well as a means to accomplish the highest priority objectives. Through the budget, the Commissioners Court sets the direction of the County, allocates its resources, and establishes its priorities.

In calculating the taxes for the fiscal year 2015 budget, as of July 25, 2014, Guadalupe County had a net taxable appraised value, freeze adjusted, of \$8.3 billion, which was \$467 million more than the previous year, a 5.9% increase. The increase is a combined effect of increased property value, increased mineral property and growth.

In April 2012, CPS Energy acquired the Rio Nogales electric power plant in Seguin. Rio Nogales is an 800-megawatt combined cycle gas plant. CPS Energy is a utility owned by the city of San Antonio, and because the Texas Constitution prohibits one government entity from taxing another government entity, CPS Energy is exempt from property taxes. Rio Nogales was the County's second highest taxpayer in fiscal year 2011, with a total assessed value from all accounts of \$171 million which accounted for 1.5% of the total assessed value. The change in the status of this property, from taxable to tax exempt, was included in the effective tax rate calculation for fiscal year budget beginning October 1, 2012 (Fiscal Year 2012-2013).

The utility agreed to make a tax exemption settlement payment of \$7,667,000 to the County. This complex legal agreement was an agreement by each of the Taxing Authorities to release in full and to covenants not to sue, CPS Energy and the City of San Antonio as to the qualification of the Subject Property for an exemption from ad valorem taxes throughout the term of this Agreement in order to avoid the uncertainties and the expense of litigation through the term of this contract which terminates December 31, 2041. For the exemption period, if this property becomes taxable, then the payment from CPS Energy shall be credited against ad valorem taxes as prepayment of and credit against any tax liability until such credit is fully exhausted.

During fiscal year 2014, the County allocated \$1.2 million of the \$7.7 million fund balance assigned to the CPS Energy Agreement for the renovation of the Agriculture Extension (Agri-Life) Building. The remaining \$6,467,000 is designated as assigned fund balance in the general operating fund.

These indicators were taken into account when adopting the general fund budget for 2015. The tax rate adopted by the Commissioners Court for the 2015 budget was set at \$.3941 per hundred-dollar valuation, which was set at the effective tax rate. Before the adjustment for newly added property, the effective tax rate adjusts to only allow the county to receive the same tax levy as the previous year. Therefore, additional property tax revenue is generated from new property and tax rate increases in accordance with the State of Texas' Truth-In Taxation laws.

The general operating fund spending increases in the 2015 budget to \$52.1 from \$43.6 million in the 2014 budget. This is a 19.3% increase, of which \$5.5 million is for major capital projects and equipment. The non-capital increases are eight (8) additional positions and raises for existing employees, and increased cost of employee benefits.

**GUADALUPE COUNTY, TEXAS**  
*MANAGEMENT'S DISCUSSION AND ANALYSIS (continued)*

**CONTACTING THE COUNTY'S FINANCIAL MANAGEMENT**

This financial report is designed to provide our citizens, taxpayers, customers, and investors and creditors with a general overview of the County's finances and to demonstrate the County's accountability for the money it receives. If you have questions about this report or need additional financial information, contact the County Auditor's Office at:

Office of County Auditor  
Finance Building  
Guadalupe County  
307 W. Court, Suite 205  
Seguin, Texas 78155  
(830) 303-4188 Ext. 328





## **BASIC FINANCIAL STATEMENTS**

The basic financial statements include integrated sets of financial statements as required by the GASB.

The sets of statements include:

- Government-wide financial statements
- Fund financial statements:
  - Governmental funds
  - Proprietary (Internal Service) funds
  - Fiduciary funds

In addition, the notes to the financial statements are included to provide information that is essential to a user's understanding of the basic financial statements.

**GUADALUPE COUNTY, TEXAS****STATEMENT OF NET POSITION**

September 30, 2014

|   | <b>Primary<br/>Government<br/>Governmental<br/>Activities</b> |
|---|---|
| <b>Assets</b>                                   |   |
| Cash and Investments                            | \$ 34,468,585   |
| Receivables:                                    |   |
| Taxes, net                                      | 1,456,886   |
| Other   | 2,966,012   |
| Prepaid items                                   | 414,474   |
| Inventory                                       | 172,661   |
| Capital assets, not being depreciated           |   |
| Land  | 1,585,974   |
| Infrastructure - Roads                          | 26,567,705  |
| Construction in progress                        | 864,942   |
| Capital assets, net of accumulated depreciation |   |
| Equipment                                       | 4,547,285   |
| Buildings and Improvements                      | 33,029,713  |
| Infrastructure - Bridges                        | 1,302,654   |
| <b>Total Assets</b>                             | <b>107,376,891</b>  |
| <b>Deferred outflow of resources</b>            |   |
| Deferred charge on refunding                    | 272,447   |
| <b>Total deferred outflow of resources</b>      | <b>272,447</b>  |
| <b>Liabilities</b>                              |   |
| Accounts payable and accrued expenses           | 3,395,799   |
| Accrued payroll                                 | 1,640,923   |
| Unearned revenues                               | 156,751   |
| Accrued interest payable                        | 24,625  |
| <i>Total Current Liabilities</i>                | <u>5,218,098</u>  |
| Long-term liabilities due within one-year       | 2,272,216   |
| Long-term liabilities due in more than one-year | 12,067,760  |
| <i>Total Noncurrent Liabilities</i>             | <u>14,339,976</u>   |
| <b>Total Liabilities</b>                        | <b>19,558,074</b>   |
| <b>Net Position</b>                             |   |
| Net investment in capital assets                | 55,385,720  |
| Restricted for:                                 |   |
| County Operations                               | 210,665   |
| Debt Service                                    | 235,125   |
| Road and Bridge                                 | 1,796,493   |
| Records Management                              | 1,700,377   |
| Public Safety                                   | 419,444   |
| Community Services/Programs                     | 275,754   |
| Other Purposes                                  | 1,745,674   |
| Unrestricted                                    | 26,322,012  |
| <b>Total Net Position</b>                       | <b>\$ 88,091,264</b>  |

The accompanying notes are an integral part of these financial statements.

**GUADALUPE COUNTY, TEXAS**  
**STATEMENT OF ACTIVITIES**  
*For the Year Ended September 30, 2014*

| Functions/Programs                        | Expenses             | Program Revenues     |                                    | Net (Expense) Revenue and Changes in Net Position |                         |
|---|----------------------|----------------------|------------------------------------|---|-------------------------|
|   |                      | Charges for Services | Operating Grants and Contributions | Capital Grants and Contributions                  | Primary Government      |
|   |                      |                      |                                    |   | Governmental Activities |
| <b>Primary Government</b>                 |                      |                      |                                    |   |                         |
| <b>Governmental Activities:</b>           |                      |                      |                                    |   |                         |
| General government                        | \$ 10,748,258        | \$ 2,780,546         | \$ 266,190                         | \$  | \$ (7,701,522)          |
| Judicial                                  | 8,881,221            | 1,778,480            | 1,435,073                          |   | (5,667,668)             |
| Public safety                             | 20,696,681           | 2,511,119            | 321,424                            |   | (17,864,138)            |
| Infrastructure and environmental services | 5,758,456            | 2,084,664            | 130,808                            | 66,402  | (3,476,582)             |
| Health and social services                | 5,364,154            | 159,649              | 1,495,800                          |   | (3,708,705)             |
| Interest on long-term debt                | 177,421              |                      |                                    |   | (177,421)               |
| <b>Total Primary Government</b>           | <u>\$ 51,626,191</u> | <u>\$ 9,314,458</u>  | <u>\$ 3,649,295</u>                | <u>\$ 66,402</u>                                  | <u>(38,596,036)</u>     |
| <b>General revenues:</b>                  |                      |                      |                                    |   |                         |
| Property taxes, penalties, and interest   |                      |                      |                                    |   | 36,229,266              |
| Sales and use taxes                       |                      |                      |                                    |   | 7,344,556               |
| Unrestricted earnings on investments      |                      |                      |                                    |   | 199,517                 |
| Miscellaneous                             |                      |                      |                                    |   | 393,781                 |
| Gain on disposal of capital assets        |                      |                      |                                    |   | 58,218                  |
| <b>Total general revenues</b>             |                      |                      |                                    |   | <u>44,225,338</u>       |
| Changes in Net Position                   |                      |                      |                                    |   | 5,629,302               |
| <b>Net Position, Beginning</b>            |                      |                      |                                    |   | 82,240,642              |
| Prior period adjustment                   |                      |                      |                                    |   | 221,320                 |
| <b>Net Position, Ending</b>               |                      |                      |                                    |   | <u>\$ 88,091,264</u>    |

*The accompanying notes are an integral part of these financial statements.*

**GUADALUPE COUNTY, TEXAS**

**BALANCE SHEET**

**GOVERNMENTAL FUNDS**

September 30, 2014

|   | <u>General Fund</u>  | <u>Road and<br/>Bridge Fund</u> | <u>Total Nonmajor<br/>Funds</u> | <u>Total<br/>Governmental<br/>Funds</u> |
|---|----------------------|---------------------------------|---------------------------------|---|
| <b>Assets</b>   |                      |                                 |                                 |   |
| Cash and equivalents  | \$ 4,719,830         | \$ 2,134,911                    | \$ 5,170,426                    | \$ 12,025,167                           |
| Investments   | 18,608,808           | 54,965                          | 469,351                         | 19,133,124                              |
| Taxes receivable, net   | 1,182,432            | 202,732                         | 71,722                          | 1,456,886                               |
| Other receivables   | 1,913,466            | 29,945                          | 70,321                          | 2,013,732                               |
| Due from other funds  |                      |                                 | 38,534                          | 38,534                                  |
| Inventory   |                      | 154,380                         | 18,281                          | 172,661                                 |
| Prepaid items   | 345,140              | 7,007                           | 12,327                          | 364,474                                 |
| <b>Total Assets</b>   | <u>\$ 26,769,676</u> | <u>\$ 2,583,940</u>             | <u>\$ 5,850,962</u>             | <u>\$ 35,204,578</u>                    |
| <b>Liabilities, Deferred Inflows of<br/>Resources and Fund Balances</b>       |                      |                                 |                                 |   |
| <b>Liabilities:</b>   |                      |                                 |                                 |   |
| Accounts payable  | \$ 1,981,741         | \$ 282,061                      | \$ 679,551                      | \$ 2,943,353                            |
| Accrued wages and benefits  | 1,227,174            | 146,287                         | 187,862                         | 1,561,323                               |
| Due to other funds  |                      |                                 | 38,534                          | 38,534                                  |
| Unearned revenue  | 75,500               |                                 | 81,251                          | 156,751                                 |
| <b>Total Liabilities</b>  | <u>3,284,415</u>     | <u>428,348</u>                  | <u>987,198</u>                  | <u>4,699,961</u>                        |
| <b>Deferred Inflows of Resources</b>  |                      |                                 |                                 |   |
| Unavailable revenue - property taxes  | 1,152,532            | 197,712                         | 69,990                          | 1,420,234                               |
| <b>Total Deferred Inflows of Resources</b>                                    | <u>1,152,532</u>     | <u>197,712</u>                  | <u>69,990</u>                   | <u>1,420,234</u>                        |
| <b>Fund Balances:</b>   |                      |                                 |                                 |   |
| Nonspendable  |                      |                                 |                                 |   |
| Prepays   | 345,140              | 7,007                           | 12,327                          | 364,474                                 |
| Inventories   |                      | 154,380                         | 18,281                          | 172,661                                 |
| Restricted  | 852,747              | 1,796,493                       | 3,688,927                       | 6,338,167                               |
| Committed   | 5,399,266            |                                 |                                 | 5,399,266                               |
| Assigned  | 6,467,000            |                                 | 1,074,239                       | 7,541,239                               |
| Unassigned  | 9,268,576            |                                 |                                 | 9,268,576                               |
| <b>Total Fund Balances</b>  | <u>22,332,729</u>    | <u>1,957,880</u>                | <u>4,793,774</u>                | <u>29,084,383</u>                       |
| <b>Total Liabilities, Deferred Inflows of<br/>Resources and Fund Balances</b> | <u>\$ 26,769,676</u> | <u>\$ 2,583,940</u>             | <u>\$ 5,850,962</u>             | <u>\$ 35,204,578</u>                    |

The accompanying notes are an integral part of these financial statements.

**GUADALUPE COUNTY, TEXAS**  
**RECONCILIATION OF THE BALANCE SHEET TO**  
**THE STATEMENT OF NET POSITION**  
*September 30, 2014*

Total fund balance, governmental funds \$ 29,084,383

Amounts reported for governmental activities in the Statement of Net Position are different because:

Capital assets used in governmental activities are not current financial resources and therefore are not reported in this fund financial statement, but are reported in the governmental activities of the Statement of Net Position. 67,898,273

Property taxes receivable have been levied and are due this year, but are not available soon enough to pay for the current period's expenditures, these property taxes and related penalty and interest amounts (net of allowance for uncollectible accounts). 1,420,234

Internal Service Funds are used by management to charge the costs of certain activities, such as insurance, to individual funds. The assets and liabilities of the internal service funds are included in governmental activities in the Statement of Net Position. 2,853,253

Outstanding Receivables for the District and County Clerks are not considered a current financial resource and therefore not represented in the fund statements. 927,275

Deferred charge on refunding is not a current financial resource and is not reported on the fund financial statements 272,447

Some liabilities (such as Long-term Compensated Absences, and Bonds Payable) are not due and payable in the current period and are not included in the fund financial statement, but are reported in the governmental activities of the Statement of Net Position.

Bonds payable (12,785,000)

Compensated absences (704,028)

Other post-employment benefit (OPEB) obligation (850,948)

Accrued interest is not due and payable in the current period and therefore not reported in the funds. (24,625)

Governmental Activities Net Position \$ 88,091,264

*The accompanying notes are an integral part of these financial statements.*

**GUADALUPE COUNTY, TEXAS**

**STATEMENT OF REVENUES, EXPENDITURES, AND CHANGES IN FUND BALANCES**

**GOVERNMENTAL FUNDS**

*For the Year Ended September 30, 2014*

|  | <u>General Fund</u>  | <u>Road and<br/>Bridge Fund</u> | <u>Total<br/>Nonmajor<br/>Funds</u> | <u>Total<br/>Governmental<br/>Funds</u> |
|--|----------------------|---------------------------------|-------------------------------------|---|
| <b>Revenues</b>  |                      |                                 |                                     |   |
| Property taxes   | \$ 29,297,535        | \$ 5,205,003                    | \$ 1,769,533                        | \$ 36,272,071                           |
| Sales and use taxes  | 7,184,231            |                                 |                                     | 7,184,231                               |
| Other taxes  | 1,178,502            | 1,749,382                       |                                     | 2,927,884                               |
| Licenses and permits   | 149,459              | 3,375                           | 2,090                               | 154,924                                 |
| Intergovernmental  | 3,667,094            | 130,808                         | 1,218,871                           | 5,016,773                               |
| Charges for services   | 2,333,179            |                                 | 1,087,139                           | 3,420,318                               |
| Fines and forfeitures  | 1,005,253            | 373,363                         | 232,456                             | 1,611,072                               |
| Earnings on investments                                      | 156,909              | 7,159                           | 3,927                               | 167,995                                 |
| Miscellaneous  | 514,622              | 47,295                          | 10,838                              | 572,755                                 |
| <b>Total Revenues</b>  | <u>45,486,784</u>    | <u>7,516,385</u>                | <u>4,324,854</u>                    | <u>57,328,023</u>                       |
| <b>Expenditures</b>  |                      |                                 |                                     |   |
| <b>Current:</b>  |                      |                                 |                                     |   |
| General government   | 9,228,055            |                                 | 685,393                             | 9,913,448                               |
| Judicial   | 5,200,457            |                                 | 3,718,991                           | 8,919,448                               |
| Public safety  | 17,298,667           |                                 | 2,394,403                           | 19,693,070                              |
| Infrastructure and<br>environmental services                 | 125,309              | 6,820,831                       |                                     | 6,946,140                               |
| Health and social services                                   | 5,314,378            |                                 | 7,400                               | 5,321,778                               |
| <b>Capital Outlay</b>  | 696,010              | 769,077                         | 3,344,522                           | 4,809,609                               |
| <b>Debt Service:</b>   |                      |                                 |                                     |   |
| Principal  |                      |                                 | 1,790,000                           | 1,790,000                               |
| Interest and fiscal charges                                  |                      |                                 | 229,173                             | 229,173                                 |
| <b>Total Expenditures</b>                                    | <u>37,862,876</u>    | <u>7,589,908</u>                | <u>12,169,882</u>                   | <u>57,622,666</u>                       |
| Excess (Deficiency) of Revenues Over<br>(Under) Expenditures | <u>7,623,908</u>     | <u>(73,523)</u>                 | <u>(7,845,028)</u>                  | <u>(294,643)</u>                        |
| <b>Other Financing Sources (Uses)</b>                        |                      |                                 |                                     |   |
| Transfers in   | 750,000              |                                 | 11,161,014                          | 11,911,014                              |
| Transfers out  | (11,117,612)         |                                 | (43,402)                            | (11,161,014)                            |
| Refunding bond issued  |                      |                                 | 8,035,000                           | 8,035,000                               |
| Payment to refunded bond escrow agent                        |                      |                                 | (13,161,785)                        | (13,161,785)                            |
| <b>Total other financing sources (uses)</b>                  | <u>(10,367,612)</u>  |                                 | <u>5,990,827</u>                    | <u>(4,376,785)</u>                      |
| Net change in fund balances                                  | (2,743,704)          | (73,523)                        | (1,854,201)                         | (4,671,428)                             |
| <b>Fund balances - beginning</b>                             | 25,076,433           | 2,031,403                       | 6,408,748                           | 33,516,584                              |
| <b>Prior Period Adjustment</b>                               |                      |                                 | 239,227                             | 239,227                                 |
| <b>Fund balances - ending</b>                                | <u>\$ 22,332,729</u> | <u>\$ 1,957,880</u>             | <u>\$ 4,793,774</u>                 | <u>\$ 29,084,383</u>                    |

*The accompanying notes are an integral part of these financial statements.*

**GUADALUPE COUNTY, TEXAS**

**RECONCILIATION OF THE STATEMENT OF REVENUES, EXPENDITURES, AND CHANGES IN**

**FUND BALANCES (GOVERNMENTAL FUNDS) TO THE STATEMENT OF ACTIVITIES**

*For the Year Ended September 30, 2014*

Net change in fund balances - total governmental funds: \$ (4,671,428)

Adjustments for the Statement of Activities:

Governmental funds report capital outlays as expenditures. However, in the statement of activities, the cost of those assets is allocated over their estimated useful lives and reported as depreciation expense. This is the amount by which capital outlay (\$6,837,083) exceeded depreciation expense (\$2,161,492) in the current period. 4,675,591

The statement of activities reports a loss arising from disposal of capital assets as the difference between the proceeds from disposal and the net book value of the assets. The governmental funds report only the proceeds from disposal. This amount represents the net book value of capital assets disposed during the year. (20,056)

Revenues that do not provide current financial resources are not reported as revenues in the governmental funds. This adjustment reflects the net change in receivables on the accrual basis of accounting. (179,411)

The repayment of the principal of long-term debt consumes the current financial resources of governmental funds, but the repayment reduces long-term liabilities in the statement of net position. 1,790,000

The issuance of long-term debt (e.g. bonds, leases) provides current financial resources to the governmental funds. In the government-wide financial statements, proceeds are treated as an increase in long-term liabilities and amounts paid to refunding agents are treated as a decrease in long-term liabilities:

    Issuance of long-term debt (8,035,000)  
    Payments to refunding agent 13,161,785

Some expenses reported in the Statement of Activities do not require the use of current financial resources and therefore are not reported as expenditures in the governmental funds.

    Other Post Employment Benefit Expenses (40,091)  
    Net change in accrued interest on bonds 96,753  
    Amortization of bond premium 7,181  
    Amortization of deferred charge on refunding (52,189)

Internal Service funds are used by management to charge the costs of employee insurance to individual funds. The net loss is reported with governmental activities. (1,063,460)

Changes in long-term liabilities such as compensated absences are not reflected in fund-basis statements. This amount represents the change in long-term compensated absences. (40,373)

Change in net position of governmental activities \$ 5,629,302

*The accompanying notes are an integral part of these financial statements.*

**GUADALUPE COUNTY, TEXAS**  
**STATEMENT OF NET POSITION**  
**PROPRIETARY FUNDS**  
*September 30, 2014*

|  | <u>Governmental<br/>Activities</u> |
|--|------------------------------------|
|  | <u>Internal Service<br/>Funds</u>  |
| <b>Assets</b>  |                                    |
| Current assets:  |                                    |
| Cash and cash equivalents                                      | \$ 3,310,294                       |
| Accounts receivable, net of allowance for<br>doubtful accounts | 25,000                             |
| Prepaid items  | 50,000                             |
| <b>Total assets</b>  | <u>3,385,294</u>                   |
| <b>Liabilities</b>   |                                    |
| Current liabilities:   |                                    |
| Accounts payable   | 2,981                              |
| Total current liabilities                                      | <u>2,981</u>                       |
| Noncurrent liabilities:  |                                    |
| Due within one year  | 297,724                            |
| Due in more than one year                                      | 231,336                            |
| Total noncurrent liabilities                                   | <u>529,060</u>                     |
| <b>Total liabilities</b>                                       | <u>532,041</u>                     |
| <b>Net position</b>  |                                    |
| Unrestricted   | 2,853,253                          |
| <b>Total net position</b>                                      | <u>\$ 2,853,253</u>                |

*The accompanying notes are an integral part of these financial statements.*



**GUADALUPE COUNTY, TEXAS****STATEMENT OF REVENUES, EXPENSES AND CHANGES IN NET POSITION****PROPRIETARY FUNDS***For the Year Ended September 30, 2014*

|                                       | <b>Governmental<br/>Activities</b> |
|---------------------------------------|------------------------------------|
|                                       | <b>Internal Service<br/>Funds</b>  |
| <b>Revenues</b>                       |                                    |
| Fees paid by county                   | \$ 4,027,699                       |
| Fees paid by employees                | 912,202                            |
| Other premiums paid                   | 73,942                             |
| <b>Total operating Revenues</b>       | <b>5,013,843</b>                   |
| <br>                                  |                                    |
| <b>Operating expenses</b>             |                                    |
| Administrative charges                | 71,458                             |
| Insurance premiums                    | 1,255,820                          |
| Benefit claims                        | 4,013,950                          |
| <b>Total operating expenses</b>       | <b>5,341,228</b>                   |
| Operating loss                        | <b>(327,385)</b>                   |
| <br>                                  |                                    |
| <b>Non-operating revenues</b>         |                                    |
| Miscellaneous revenue                 | 2,606                              |
| Interest and investment revenue       | 11,319                             |
| <b>Total non-operating revenues</b>   | <b>13,925</b>                      |
| <br>                                  |                                    |
| <b>Transfers</b>                      |                                    |
| Transfers out                         | (750,000)                          |
| <b>Total transfers</b>                | <b>(750,000)</b>                   |
| <br>                                  |                                    |
| Change in net position                | (1,063,460)                        |
| <br>                                  |                                    |
| <b>Total net position - beginning</b> | <b>3,916,713</b>                   |
| <b>Total net position - ending</b>    | <b>\$ 2,853,253</b>                |

*The accompanying notes are an integral part of these financial statements.*

**GUADALUPE COUNTY, TEXAS**

**STATEMENT OF CASH FLOWS**

**PROPRIETARY FUNDS**

*For the Year Ended September 30, 2014*

|  | <u>Governmental<br/>Activities</u><br><u>Internal Service<br/>Funds</u> |
|--|---|
| <b>Cash flows from operating activities:</b>   |   |
| Cash received from participants  | \$ 5,013,843  |
| Disbursed for administrative services  | (71,458)  |
| Cash paid to benefit claims & excess coverage  | (5,336,324)   |
| <b>Net cash used by operating activities</b>   | <u>(393,939)</u>  |
| <br>   |   |
| <b>Cash flows from non-capital financing activities:</b>   |   |
| Advances to other funds  | (750,000)   |
| Miscellaneous cash receipts  | 2,606   |
| <b>Net cash used by noncapital financing activities</b>  | <u>(747,394)</u>  |
| <br>   |   |
| <b>Cash flows from investing activities:</b>   |   |
| Interest received  | 11,319  |
| <b>Net cash provided by investing activities</b>   | <u>11,319</u>   |
| <br>   |   |
| <b>Net decrease in cash and equivalents</b>  | (1,130,014)   |
| Cash and equivalents, beginning of year  | 4,440,308   |
| <b>Cash and equivalents, at end of year</b>  | <u>\$ 3,310,294</u>   |
| <br>   |   |
| <b>Reconciliation of operating income to net cash<br/>provided by operating activities</b>         |   |
| Operating loss   | \$ (327,385)  |
| <b>Adjustments to reconcile operating income to net cash provided by<br/>operating activities:</b> |   |
| Decrease in accounts payable   | (66,554)  |
| <b>Net cash used by operating activities</b>   | <u>\$ (393,939)</u>   |

*The accompanying notes are an integral part of these financial statements.*

**GUADALUPE COUNTY, TEXAS**  
**STATEMENT OF FIDUCIARY ASSETS AND LIABILITIES**  
*September 30, 2014*

|                           | <u>Agency Funds</u> |
|---------------------------|---------------------|
| <b>Assets</b>             |                     |
| Cash and cash equivalents | \$ 5,641,045        |
| Certificates of Deposit   | 829,545             |
| <b>Total Assets</b>       | <u>\$ 6,470,590</u> |
| <b>Liabilities</b>        |                     |
| Funds Held for Others     | \$ 6,470,590        |
| <b>Total Liabilities</b>  | <u>\$ 6,470,590</u> |

*The accompanying notes are an integral part of these financial statements.*



**GUADALUPE COUNTY, TEXAS**  
**NOTES TO BASIC FINANCIAL STATEMENTS**

**NOTE A - SUMMARY OF SIGNIFICANT ACCOUNTING POLICIES**

The financial statements of the County have been prepared in conformity with generally accepted accounting principles (GAAP) as applied to government units. The Governmental Accounting Standards Board (GASB) is the accepted standard setting body for establishing governmental accounting and financial reporting principles.

The more significant of the County's accounting policies are described below:

**1. REPORTING ENTITY**

***Primary Government***

Guadalupe County (the County) is a public corporation and political subdivision of the State of Texas. The Commissioners Court, which is made up of four commissioners and the County Judge, is the general governing body of the County in accordance with Article 5, Paragraph 18 of the Texas Constitution. The County provides the following services as authorized by the statutes of the State of Texas: general government (e.g. administration, judicial & legal, elections administration, and financial administration), public safety (fire protection, law enforcement and corrections), infrastructure (highways and streets), social services and conservation.

In evaluating how to define the government, for financial purposes, management has considered all potential component units. The decision to include a potential component unit in the reporting entity was made by applying the criteria set forth in GASB Statement 61, "The Financial Reporting Entity." The definition of the reporting entity is based primarily on the concept of financial accountability. A primary government is financially accountable for the organizations that make up its legal entity. It is also financially accountable for legally separate organizations if its officials appoint a voting majority of an organization's governing body and either it is able to impose its will on that organization or there is a potential for the organization to provide specific financial benefits to, or to impose specific financial burdens on, the primary government.

Excluded from the Reporting Entity:

*Guadalupe Regional Medical Center.* The Hospital is governed by a Board of Directors, appointed by Guadalupe County and the City of Seguin. The annual budget is submitted for approval to both the Seguin City Council and the Guadalupe County Commissioner's Court. The Hospital is intended to be self-supporting, however, with the County and City contingently liable for operating losses. Therefore, financial information pertaining to the Hospital is included under Note K (Commitments and Contingencies), rather than as part of this reporting entity as it is classified as a joint venture.

The **government-wide financial statements** include the statement of net position and the statement of activities. Government-wide statements report information on all of the activities of the County (except for County fiduciary activity). The effect of interfund transfers has been removed from the government-wide statements but continues to be reflected on the fund statements. Governmental activities are supported mainly by taxes and charges for services.

**GUADALUPE COUNTY, TEXAS**  
**NOTES TO BASIC FINANCIAL STATEMENTS (continued)**

**NOTE A - SUMMARY OF SIGNIFICANT ACCOUNTING POLICIES (continued)**

**2. GOVERNMENT-WIDE AND FUND FINANCIAL STATEMENTS**

The statement of activities reflects the degree to which the direct expenses of a given function or segment is offset by program revenues. Direct expenses are those that are clearly identifiable with a specific function. Program revenues include 1) charges to customers or applicants who purchase, use or directly benefit from goods, services or privileges provided by a given function and 2) grants and contributions that are restricted to meeting the operational or capital requirements of a particular function or segment. Taxes and other items not properly included in program revenues are reported as general revenues.

Separate **fund financial statements** are provided for governmental funds, proprietary funds, and fiduciary funds even though the latter are excluded from the government-wide financial statements. The General Fund, and the Road and Bridge (Special Revenue) Fund, meet the criteria as major governmental funds. Each major fund is reported in separate columns in the fund financial statements. Non-major funds include Other Capital Projects Fund, Debt Service Fund, and Other Special Revenue Funds. The combined amounts for these funds are reflected in a single column in the fund Balance Sheet and Statement of Revenues, Expenditures, and Changes in Fund Balances. Detailed statements for non-major funds are presented within Combining and Individual Fund Statements and Schedules.

**3. MEASUREMENT FOCUS, BASIS OF ACCOUNTING, AND FINANCIAL STATEMENT PRESENTATION**

The **government-wide financial statements** are reported using the economic resources measurement focus and the accrual basis of accounting. This measurement focus is also used for the proprietary fund financial statements. Revenues are recorded when earned and expenses are recorded when a liability is incurred, regardless of the timing of related cash flows. Property taxes are recognized as revenues in the year for which they are levied. Major revenue types, which have been accrued, are revenue from the investments, intergovernmental revenue and charges for services. Grants are recognized as revenue when all applicable eligibility requirements imposed by the provider are met.

**Governmental fund level financial statements** are reported using current financial resources measurement focus and the modified accrual basis of accounting. Revenues are recognized as soon as they are both measurable and available. Revenues are considered available when they are collectible within the current period or soon enough thereafter to pay liabilities of the current period. Measurable and available revenues include revenues expected to be received within 60 days after the fiscal year ends. Receivables which are measurable but not collectible within 60 days after the end of the fiscal period are reported as deferred inflow.

Expenditures generally are recorded when a fund liability is incurred; however, debt service expenditures, as well as expenditures related to compensated absences and claims and judgments, are recorded only when the liability has matured and payment is due.

**GUADALUPE COUNTY, TEXAS**  
*NOTES TO BASIC FINANCIAL STATEMENTS (continued)*

**NOTE A - SUMMARY OF SIGNIFICANT ACCOUNTING POLICIES (continued)**

3. MEASUREMENT FOCUS, BASIS OF ACCOUNTING, AND FINANCIAL STATEMENT PRESENTATION (continued)

Governmental funds are used to account for all or most of a government's general activity. The County has reported two major funds for the year ended September 30, 2014:

**The General Fund** is the general operating fund of the County and is always classified as a major fund. The General Fund is used to account for all financial resources except those required to be accounted for in another fund. Major revenue sources include property taxes, charges for services, intergovernmental revenues and investment of idle funds. Primary expenditures are for general administration, public safety, social services, and capital acquisition.

**Road and Bridge Fund** accounts for taxes assessed, along with fines and forfeitures associated with the support of the development and maintenance of County highways, streets and bridges.

The County reports the following non-major governmental funds: special revenue, debt service funds, and capital projects.

**Proprietary fund level financial statements** are used to account for activities, which are similar to those often found in the private sector. The measurement focus is upon determination of net income, financial position and cash flows. The County's proprietary funds are the Internal Service Funds used to account for the County's group medical insurance program and workers' compensation benefits. Revenues are derived from charges for County contributions, employee and retiree/COBRA premiums, investment of idle funds and stop-loss collections. Expenses are claims, premiums for stop-loss coverage and administrative expenses.

The **Proprietary Fund** is accounted for using the accrual basis of accounting as follows:

1. Revenues are recognized when earned, and expenses are recognized when the liabilities are incurred.
2. Current-year contributions, administrative expenses and benefit payments, which are not received or paid until the subsequent year, are accrued.

Proprietary funds distinguish operating revenues and expenses from non-operating. Operating revenues and expenses generally result from providing services and producing and delivering goods in connection with a proprietary fund's principal ongoing operations (e.g. insurance payments).

**GUADALUPE COUNTY, TEXAS**  
**NOTES TO BASIC FINANCIAL STATEMENTS (continued)**

**NOTE A - SUMMARY OF SIGNIFICANT ACCOUNTING POLICIES (continued)**

3. MEASUREMENT FOCUS, BASIS OF ACCOUNTING, AND FINANCIAL STATEMENT PRESENTATION (continued)

**Fiduciary fund level financial statements** include eight Agency Funds. Agency Funds are custodial in nature and are used to account for assets that the county holds as agent for others. Agency Funds do not present results of operations. The county's eight Agency Funds, and the monies for which they account, are the following:

- Inmate Fund - personal funds used by inmates while in jail and withdrawn upon release.
- Tax Assessor-Collector - tax receipts and vehicle registration fees awaiting distribution to the various entities for which the county collects tax levies and vehicle registration fees.
- District Clerk Trust & Registry - registry funds in the custody of the District Clerk until court order determines their disposition.
- County Clerk Trust & Registry - registry funds in the custody of the County Clerk until court order determines their disposition.
- Adult Probation – funds held for the 25<sup>th</sup> Judicial District Community Supervision and Corrections Department, a specialized local entity.
- Child Protection - funds held for the use of the Guadalupe County Child Welfare Board for children under the supervision of Children's Protective Services.
- Seized and Trust Funds - a fund used to account for monies seized during a narcotics or illegal gambling investigation. Upon receipt of a court judgment, the seized funds are disbursed. The fund is also used to account for restitution collected by the District and County Attorney.
- Unclaimed Property - A fund established to account for property with a value of \$100 or less that is presumed to be abandoned under the laws of the State of Texas.

4. CASH AND INVESTMENTS

Cash and investments include amounts in demand deposits, certificates of deposit with a maturity date within thirty-six months of the date acquired by the government, and deposits in TexPool and MBIA, local government investment pools.

State statutes authorize the government to invest in obligations of the U.S. Government, federal agency and instrumentality obligations, and certificates of deposit collateralized by obligations of the U.S. Treasury. Investments are stated at fair value, except for deposits in local government investment pools and participating interest-earning investment contracts (U.S. Treasuries) that have a remaining maturity at time of purchase of one year or less. Those investments are stated at amortized cost.

For purposes of the statement of cash flows, the Internal Service Funds consider all highly liquid investments including cash in banks, cash on hand, money market accounts, and deposits in local government investment pools to be cash equivalents.



**GUADALUPE COUNTY, TEXAS**  
**NOTES TO BASIC FINANCIAL STATEMENTS (continued)**

**NOTE A - SUMMARY OF SIGNIFICANT ACCOUNTING POLICIES (continued)**

5. ACCOUNTS RECEIVABLE

Property is appraised and a lien on such appraised property becomes enforceable as of January 1, subject to certain established procedures relating to rendition, appraisal, appraisal review and judicial review. Property taxes are levied on October 1 of the assessment year, or as soon thereafter as practicable. Taxes are due and payable when levied. Taxes become delinquent on February 1 of the following year and are then subject to interest and penalty charges. Accordingly, receivables and revenues for property taxes are reflected on the government-wide statement based on the full accrual method of accounting. Property tax receivables for prior year's levy are shown net of an allowance for uncollectible.

Other Accounts receivable include amounts due from other governments and amounts due from grantors for approved grants for specific programs and reimbursements for services performed by the County. Program grants are recorded as receivables and revenues at the time all eligibility requirements established by the provider have been met.

Reimbursements for services performed are recorded as receivables and revenues when they are earned in the government-wide statements. Included are fines and costs assessed by the court action and billable services for certain contracts. Receivables are shown net of an allowance for uncollectibles.

6. SHORT-TERM INTERFUND RECEIVABLES/PAYABLES

During the course of operations, numerous transactions occur between individual funds for goods provided or services rendered. These receivables and payables are classified as "due from other funds" or "due to other funds" on the fund statements.

7. INVENTORIES AND PREPAID ITEMS

Inventories of consumable supplies are valued at cost, which approximates market, using the first in/first out (FIFO) method. The costs of governmental fund type inventories are recorded as expenditures when consumed rather than when purchased.

Certain payments to vendors reflect costs applicable to future accounting periods and are recorded as prepaid items in both government-wide and fund financial statements and in the fund financial statements are offset by a reservation of fund balance which indicates they do not represent "available spendable resources." The costs of prepaid items are recorded as expenditures when consumed rather than when purchased.

8. CAPITAL ASSETS

Capital assets, which include land, buildings and improvements, equipment, and infrastructure assets, are reported in the government-wide financial statements. Capital assets, such as equipment, are defined as assets with a cost of \$5,000 or more. Infrastructure assets include County-owned streets, sidewalks, curbs and bridges. Capital assets are recorded at historical costs if purchased or constructed. Donated capital assets are recorded at estimated fair market value at the date of donation.

**GUADALUPE COUNTY, TEXAS**  
**NOTES TO BASIC FINANCIAL STATEMENTS (continued)**

**NOTE A - SUMMARY OF SIGNIFICANT ACCOUNTING POLICIES (continued)**

8. CAPITAL ASSETS (continued)

The Costs of normal maintenance and repairs that do not add to the value of the asset or materially extend assets lives are not capitalized. Interest has not been capitalized during the construction period on property, plant and equipment.

Capital assets are depreciated using the straight-line method over the following estimated useful lives:

| <u>Asset Description</u>          | <u>Estimated Useful Life</u> |
|-----------------------------------|------------------------------|
| Buildings and improvements        | 20 to 40 years               |
| Improvements other than buildings | 20 to 40 years               |
| Bridges                           | 30 to 50 years               |
| Machinery and equipment           | 5 to 15 years                |

The County uses the modified approach to report its infrastructure assets in the government-wide statements of net position. Road infrastructure assets in the government are listed at historical costs but they are not depreciated. Rather, under the modified approach allowed by GASB Statement No. 34, the County reports annual expenses for maintaining roads and the estimated costs for preserving them at a 3.3 level out of a 5.0 scale. Bridge infrastructure is recorded at historical costs and depreciated over the estimated life of the bridge.

9. COMPENSATED ABSENCES

County employees earn vacation leave in varying amounts. When an employee leaves the service of the county, he or she will be paid for all accrued but unused vacation leave upon retirement or death. Upon resignation or release from employment, a maximum of 80 hours of unused accrued vacation leave will be paid. Also, in accordance with the Fair Labor Standards Act as it applies to local governments, all full-time non-exempt county employees earn compensatory time for hours worked beyond their regular working hours. Accumulated compensatory time is also paid upon termination of employment. Unused sick leave may be accumulated to certain limits. In the event of termination, no reimbursement is made for accumulated sick leave.

All vacation and compensatory time is accrued when incurred in the government-wide financial statements. No liability is reported for unpaid accumulated sick leave. Liabilities for compensated absences are recognized in the funds statements to the extent the liabilities have matured (i.e. are due for payment). All accrued vacation and compensatory time is paid at the wage rate in place at termination and is shown as an expenditure in the fund the employee had been assigned to prior to termination. The General fund and Special Revenue funds have been typically used to liquidate the accrued vacation and compensatory obligation.

10. UNEARNED REVENUE

Revenues not expected to be available for the current period are reflected as unearned revenue. Unearned revenues arise when assets are recognized before revenue recognition criteria have been satisfied. Revenues received in advance of the costs being incurred are recorded as unearned revenue in the fund statements. Grant and reimbursement revenues received in advance of expenses/expenditures are reflected as unearned revenue.

**GUADALUPE COUNTY, TEXAS**  
**NOTES TO BASIC FINANCIAL STATEMENTS (continued)**

**NOTE A - SUMMARY OF SIGNIFICANT ACCOUNTING POLICIES (continued)**

**11. LONG-TERM OBLIGATIONS**

In the government-wide financial statements, long-term debt and other long-term obligations are reported as liabilities under governmental activities. Bond premiums and discounts are deferred and amortized over the life of the bonds. Bonds payable are reported net of the applicable bond premium or discount. Bond issuance costs are expensed in the year of issue.

In the fund financial statements, governmental fund types recognize bond premiums and discounts, as well as bond issuance costs during the current period. The face amount of debt issued is reported as other financing sources. Premiums received on debt issuances are reported as other financing sources while discounts on debt issuances are reported as other financing uses. Issuance costs, whether or not withheld from the actual debt proceeds received, are reported as debt service expenditures.

**12. FUND EQUITY**

The County reports fund balance classifications in its governmental funds that correspond to a hierarchy based primarily on the extent to which a government is bound to observe constraints imposed upon the use of the resources reported in governmental funds. These categories are listed below:

Non-spendable - Includes fund balance amounts that cannot be spent because they are either (1) not in spendable form or (2) legally or contractually required to be maintained intact, such as a permanent fund. Not in spendable form includes items that are not expected to be converted to cash, such as inventories and prepaid items.

Restricted - Includes amounts that are restricted to a specific purpose when constraints are placed on the use of resources by constitution, external resource providers, or through enabling legislation.

Committed - Includes fund balance amounts that can be used only for the specific purposes determined by formal action a resolution of the County (the highest level of decision-making authority). Formal action of the County would be those actions which are voted on at Commissioners' Court meetings that are in compliance with Texas law. Similar action of the County is required to modify or rescind such commitments.

Assigned - Includes fund balance amounts that are intended to be used by the County for specific purposes as determined by the County Auditor or her designee in accordance with County Fund Balance Policy. Constraints imposed on the use of assigned amounts do not rise to the level required to be classified as either restricted or committed.

Unassigned - Represents the residual classification for the County's funds and includes all spendable amounts not contained in the four classifications described above.

The County considers amounts to have been spent in order of greatest to least constraints when an expenditure is incurred for purposes for which amounts in any of those fund balance classifications could be used.

**GUADALUPE COUNTY, TEXAS**  
**NOTES TO BASIC FINANCIAL STATEMENTS (continued)**

**NOTE A - SUMMARY OF SIGNIFICANT ACCOUNTING POLICIES (continued)**

13. NET POSITION

Net position represents the difference between assets and deferred outflow of resources, and liabilities and deferred inflow of resources. Net investment in capital assets consists of capital assets, net of accumulated depreciation, reduced by the outstanding balances of any borrowing used for the acquisition, construction or improvements of those assets, and adding back unspent proceeds. Net position is reported as restricted when there are limitations imposed on their use either through the enabling legislation adopted by the County or through external restrictions imposed by creditors, grantors, or laws or regulations of other governments.

14. USE OF ESTIMATES

The preparation of financial statements in conformity with generally accepted accounting principles requires management to make estimates and assumptions that affect the reported amounts of assets and liabilities and disclosure of contingent assets and liabilities at the date of the financial statements and the reported amounts of revenues and expenses during the reporting period. Actual results could differ from those estimates.

15. DEFERRED OUTFLOWS/INFLOWS OF RESOURCES

In addition to assets, the statement of net position will sometimes report a separate section for deferred outflows of resources. This separate financial statement element, *deferred outflows of resources*, represents a consumption of net position that applies to a future period(s) and so will *not* be recognized as an outflow of resources (expense/ expenditure) until then. The County only has one item that qualifies for reporting in this category. It is the deferred charge on refunding reported in the government-wide statement of net position. A deferred charge on refunding results from the difference in the carrying value of refunded debt and its reacquisition price. This amount is deferred and amortized over the shorter of the life of the refunded or refunding debt.

In addition to liabilities, the statement of net position will sometimes report a separate section for deferred inflows of resources. This separate financial statement element, *deferred inflows of resources*, represents an acquisition of net position that applies to a future period(s) and so will *not* be recognized as an inflow of resources (revenue) until that time. The County has only one type of item, which arises only under a modified accrual basis of accounting, that qualifies for reporting in this category. Accordingly, the item, *unavailable revenue*, is reported only in the governmental funds balance sheet. The governmental funds report unavailable revenues from property taxes. These amounts are deferred and recognized as an inflow of resources in the period that the amounts become available.

**NOTE B - DEPOSITS AND INVESTMENTS**

The County's funds are required to be deposited and invested under the terms of a depository contract. The depository bank deposits for safekeeping and trust with the County's agent bank approved pledge securities in an amount sufficient to protect County funds on a day-to-day basis during the period of the contract. The pledge of approved securities is waived only to the extent of the depository bank's dollar amount of Federal Deposit Insurance Corporation ("FDIC") insurance.

**GUADALUPE COUNTY, TEXAS**  
**NOTES TO BASIC FINANCIAL STATEMENTS (continued)**

**NOTE B - DEPOSITS AND INVESTMENTS (continued)**

State statutes authorize the County to invest in (a) obligations of the United States or its agencies and instrumentalities; (b) direct obligations of the State of Texas or its agencies; (c) other obligations, the principal and interest of which are unconditionally guaranteed or insured by the State of Texas or the United States; (d) obligations of states, agencies, counties, cities, and other political subdivisions of any state having been rated as to investment quality by a nationally recognized investment rating firm and having received a rating of not less than A or its equivalent; (e) certificates of deposit by state and national banks domiciled in this state that are (i) guaranteed or insured by the Federal Deposit Insurance Corporation, or its successor; or, (ii) secured by obligations that are described by (a) - (d).

Statutes also allow investing in local government investment pools organized and rated in accordance with the Interlocal Cooperation Act, whose assets consist exclusively of the obligations of the United States or its agencies and instrumentalities and repurchase assessments involving those same obligations. Investments in local government investment pools are reported at share price, which approximates fair value. The County's cash deposits and investments are as follows:

|   | <u>Total Fair Value</u> | <u>Weighted<br/>Average<br/>Maturity (days)</u> | <u>Percentage<br/>of Total<br/>Portfolio</u> |
|---|-------------------------|---|--|
| <b>Governmental Activities:</b>                           |                         |   |  |
| <b>Cash and deposits:</b>                                 |                         |   |  |
| Cash deposits   | \$ 14,315,390           |   |  |
| Cash on Hand  | <u>15,062</u>           |   |  |
| <b>Total cash and deposits</b>                            | <u>14,330,452</u>       |   |  |
| <b>Investments:</b>                                       |                         |   |  |
| Certificates of Deposit                                   | 19,296,494              | 157   | 96%  |
| Investment Pools:   |                         |   |  |
| MBIA Texas Class Portfolio                                | 392,363                 | 43  | 2%   |
| TexPool Prime   | <u>449,276</u>          | 46  | 2%   |
| <b>Total Investments</b>                                  | <u>20,138,133</u>       | 152   |  |
| <b>Total Governmental Activities Cash and Investments</b> | <u>\$ 34,468,585</u>    |   |  |
| <b>Fiduciary Funds</b>                                    |                         |   |  |
| <b>Cash and deposits:</b>                                 |                         |   |  |
| Cash deposits   | <u>5,641,045</u>        |   |  |
| <b>Total cash and deposits</b>                            | <u>5,641,045</u>        |   |  |
| <b>Investments:</b>                                       |                         |   |  |
| Certificates of Deposit                                   | <u>829,545</u>          | 157   | 100%   |
| <b>Total Investments</b>                                  | <u>829,545</u>          | 157   |  |
| <b>Total Fiduciary Funds Cash and Investments</b>         | <u>\$ 6,470,590</u>     |   |  |

*Interest Rate Risk.* The County manages investment rate risk by limiting the weighted average maturity of its investments to less than one year.

*Credit Risk.* The County's investment policy limits investments to obligations of the United States or its instrumentalities; direct obligation of the State of Texas, the principal and interest that are unconditionally guaranteed or insured by this state or state rated as to investment quality of not less than AAA by a nationally recognized investment rating firm.

**GUADALUPE COUNTY, TEXAS**  
**NOTES TO BASIC FINANCIAL STATEMENTS (continued)**

**NOTE B - DEPOSITS AND INVESTMENTS (continued)**

The County may also invest its funds in state law authorized government investment pools provided the pool maintains an AAA rating, the pool maintains a stable asset value, and the average dollar weighted maturity does not exceed 90 days, and Commissioners' Court must approve of the investment. As of September 30, 2014, the investment in TexPool Prime and Texas CLASS were rated AAAM.

The County may also invest in certificates of deposit or share certificates issued by a depository institution which has its main office or a branch office in this state and is guaranteed or insured by FDIC or the NCUSIC, or is secured by collateral or other method provided for by state law.

*Custodial Credit Risk - Deposits.* In the case of deposits, this is the risk that in the event of a bank failure, the government's deposits may not be returned to it. As of September 30, 2014, the government's deposits were fully collateralized.

*Custodial Credit Risk - Investment.* For an investment, this is the risk that, in the event of the failure of the counterparty, the government will not be able to recover the value of its investments or collateral securities that are in the possession of an outside party. As of September 30, 2014, the County's investments were held in certificates of deposit and government investment pools.

**NOTE C - RECEIVABLES**

Receivables at September 30, 2014 consisted of the following:

|   | <b>General</b>      | <b>Road<br/>and<br/>Bridge</b> | <b>Other<br/>Governmental<br/>Funds</b> | <b>Total</b>        |
|---|---------------------|--------------------------------|---|---------------------|
| Receivables:                            |                     |                                |   |                     |
| Taxes                                   | \$ 1,218,122        | \$ 210,612                     | \$ 74,204                               | \$ 1,502,938        |
| Other                                   | 1,913,466           | 29,945                         | 70,321                                  | 2,013,732           |
| Gross receivables                       | 3,131,588           | 240,557                        | 144,525                                 | 3,516,670           |
| Less: allowance for uncollectible taxes | (35,690)            | (7,880)                        | (2,482)                                 | (46,052)            |
| <b>Total</b>                            | <b>\$ 3,095,898</b> | <b>\$ 232,677</b>              | <b>\$ 142,043</b>                       | <b>\$ 3,470,618</b> |

**Property Tax Calendar**

Property is appraised and a lien on such appraised property becomes enforceable as of January 1, subject to certain established procedures relating to rendition, appraisal, appraisal review and judicial review. Property taxes are levied on October 1 of the assessment year, or as soon thereafter as practicable. Taxes are due and payable when levied. Taxes become delinquent on February 1 of the following year and are then subject to interest and penalty charges. The County bills and collects its own property taxes and also the taxes for several other taxing agencies. The County acts only as an intermediary in the collection and distribution of property taxes to other entities. Tax collections deposited for the County are distributed as collected to the General, Road and Bridge and Debt Service Funds of the County. The distribution is based upon the tax rate established for each fund by Commissioners' Court for the tax year for which the collections are made.

**GUADALUPE COUNTY, TEXAS**  
**NOTES TO BASIC FINANCIAL STATEMENTS (continued)**

**NOTE C - RECEIVABLES (continued)**

The County is authorized by the tax laws for the State of Texas to levy taxes up to .80 per \$100 of the assessed valuation for general government invoices and the payment of principal and interest on certain permanent improvement long-term debt. Taxes may be levied in unlimited amounts for the payment of principal and interest on road bond long-term debt issued under Article 3, Section 52 of the Texas Constitution. Net taxes receivable at the end of the fiscal year are treated as deferred inflows of resources in the governmental funds balance sheet.

The combined tax rate assessed on the 2013 tax roll (Guadalupe County and Special Road) to finance operations and debt service for the fiscal year ended September 30, 2014, was \$0.3999 per \$100 assessed valuation. The total tax levy for the fiscal year 2013 was \$35,262,981 of which \$488,711 remained outstanding in current delinquent taxes as of September 30, 2014.

**NOTE D - CAPITAL ASSETS**

Capital asset activity for the year ended September 30, 2014, was as follows:

|   | <b>Primary Government</b>            |                     |                       |                             |
|---|--------------------------------------|---------------------|-----------------------|-----------------------------|
|   | <b>Restated Balance<br/>10/01/13</b> | <b>Increases</b>    | <b>Decreases</b>      | <b>Balance<br/>09/30/14</b> |
| <b>Governmental Activities:</b>                   |                                      |                     |                       |                             |
| Capital assets not being depreciated:             |                                      |                     |                       |                             |
| Construction in Progress                          | \$ 5,297,120                         | \$ 864,942          | \$ (5,297,120)        | \$ 864,942                  |
| Land  | 1,585,974                            |                     |                       | 1,585,974                   |
| Infrastructure - Roads                            | 24,956,744                           | 1,610,961           |                       | 26,567,705                  |
| <b>Total capital assets not being depreciated</b> | <b>31,839,838</b>                    | <b>2,475,903</b>    | <b>(5,297,120)</b>    | <b>29,018,621</b>           |
| Other capital assets:                             |                                      |                     |                       |                             |
| Infrastructure - Bridges                          | 1,771,760                            |                     |                       | 1,771,760                   |
| Buildings and improvements                        | 41,337,917                           | 7,799,142           |                       | 49,137,059                  |
| Furniture and Equipment                           | 13,303,327                           | 1,859,158           | (718,732)             | 14,443,753                  |
| <b>Total other capital assets</b>                 | <b>56,413,004</b>                    | <b>9,658,300</b>    | <b>(718,732)</b>      | <b>65,352,572</b>           |
| Accumulated depreciation for:                     |                                      |                     |                       |                             |
| Infrastructure - Bridges                          | (432,806)                            | (36,300)            |                       | (469,106)                   |
| Buildings and improvements                        | (15,174,653)                         | (932,693)           |                       | (16,107,346)                |
| Furniture and Equipment                           | (9,402,645)                          | (1,192,499)         | 698,676               | (9,896,468)                 |
| <b>Total accumulated depreciation</b>             | <b>(25,010,104)</b>                  | <b>(2,161,492)</b>  | <b>698,676</b>        | <b>(26,472,920)</b>         |
| Other capital assets, net                         | 31,402,900                           | 7,496,808           | (20,056)              | 38,879,652                  |
| <b>Total Net Assets</b>                           | <b>\$ 63,242,738</b>                 | <b>\$ 9,972,711</b> | <b>\$ (5,317,176)</b> | <b>\$ 67,898,273</b>        |

**GUADALUPE COUNTY, TEXAS**  
**NOTES TO BASIC FINANCIAL STATEMENTS (continued)**

**NOTE D - CAPITAL ASSETS (continued)**

Depreciation was charged to the governmental functions as follows:

|  |           |                  |
|--|-----------|------------------|
| General Government                           | \$        | 519,611          |
| Judicial                                     |           | 59,827           |
| Public Safety                                |           | 1,103,064        |
| Health and Social Services                   |           | 39,857           |
| Infrastructure and<br>Environmental Services |           | 439,133          |
| <b>Total Depreciation Expense</b>            | <b>\$</b> | <b>2,161,492</b> |

*Construction Commitments*

The County has active construction projects as of September 30, 2014. At year-end, the County's commitments with contractors are as follows:

| <u>Project</u>                     | <u>Approved<br/>Construction<br/>Budget</u> | <u>Construction<br/>in Progress</u> | <u>Estimated<br/>Remaining<br/>Commitment</u> |
|------------------------------------|---|-------------------------------------|---|
| Project 5313 - AG Building Remodel | \$ 1,245,629                                | \$ 831,242                          | \$ 414,387                                    |
| Project RBBLD - RB New Building    | 33,700                                      | 33,700                              |   |
|                                    | <u>\$ 1,279,329</u>                         | <u>\$ 864,942</u>                   | <u>\$ 414,387</u>                             |

**NOTE E - LONG-TERM DEBT**

Long-term liabilities applicable to the County's governmental activities are not due and payable in the current period, and accordingly, are not reported as fund liabilities in the governmental funds. Interest on long-term debt is not accrued in governmental funds, but rather is recognized as an expenditure when due. Long-term bonded debt at September 30, 2014, is as follows:

| <u>Primary Government</u> |  |                            |                |                             |
|---------------------------|--|----------------------------|----------------|-----------------------------|
| <u>Original<br/>Issue</u> | <u>Description</u>                       | <u>Interest<br/>Rate %</u> | <u>Matures</u> | <u>Debt<br/>Outstanding</u> |
| \$ 5,000,000              | Certificates of Obligation, Series 2013  | 1.00-1.90%                 | 2023           | \$ 5,000,000                |
| \$ 8,035,000              | Limited Tax Refunding Bonds, Series 2013 | 0.21-1.58%                 | 2019           | 7,785,000                   |



**GUADALUPE COUNTY, TEXAS**  
**NOTES TO BASIC FINANCIAL STATEMENTS (continued)**

**NOTE E - LONG-TERM DEBT (continued)**

A summary of long-term liability transactions of the County for the year ended September 30, 2014, follows:

|   | <b>October 1, 2013</b>  |                     |                      | <b>September 30,</b> |                     |
|---|-------------------------|---------------------|----------------------|----------------------|---------------------|
|   | <b>Restated Balance</b> | <b>Additions</b>    | <b>Retirements</b>   | <b>2014</b>          | <b>Within One</b>   |
|   |                         |                     |                      | <b>Balance</b>       | <b>Year</b>         |
| General Obligation Refunding                    |                         |                     |                      |                      |                     |
| Bonds Series 2005                               | \$ 6,555,000            | \$                  | \$ 6,555,000         | \$                   | \$                  |
| Tax Note Series 2009                            | 7,885,000               |                     | 7,885,000            |                      |                     |
| Certificates of Obligation                      |                         |                     |                      |                      |                     |
| Series 2013                                     | 5,000,000               |                     |                      | 5,000,000            | 50,000              |
| Bond Premium Series 2005                        | 129,256                 |                     | 129,256              |                      |                     |
| Limited Tax Refunding Bonds                     |                         |                     |                      |                      |                     |
| Series 2013                                     |                         | 8,035,000           | 250,000              | 7,785,000            | 1,835,000           |
| Other post-employment benefit (OPEB) obligation | 810,857                 | 40,091              |                      | 850,948              |                     |
| Compensated Absences                            | 663,656                 | 594,619             | 554,247              | 704,028              | 387,216             |
|   | <u>\$ 21,043,769</u>    | <u>\$ 8,669,710</u> | <u>\$ 15,373,503</u> | <u>\$ 14,339,976</u> | <u>\$ 2,272,216</u> |

On January 15, 2014, the County issued \$8,035,000 in limited tax refunding bonds with interest rates ranging between .21% and 1.58%. The bond proceeds were used to refund the County's outstanding Refunding Bonds, Series 2005 (\$5,570,000) and Tax Anticipation Notes, Series 2009 (\$7,330,000) and to pay costs of such issuance. The net effective interest rate is 1.019%. Interest accrues semiannually and the bonds mature in fiscal year 2019. The requisition price exceeded the net carrying amount of the refunding debt by \$314,362; this resulted in a deferred outflow of resources amortized over the life of the new debt. The refunding resulted in a net present value benefit of \$746,945 and a gross savings of \$861,392.

General Obligation Refunding Bonds and Certificates of Obligation require that taxes collected for the annual principal and interest payments be deposited in an interest and sinking fund. Annual interest payments are due in semi-annual installments on February 1 and August 1. Principal payments are due annually on August 1. Annual debt service requirements (excluding compensated absences) to maturity are summarized as follows:

|      | <b>Principal</b>     | <b>Interest</b>   | <b>Totals</b>        |
|------|----------------------|-------------------|----------------------|
| 2015 | \$ 1,885,000         | \$ 146,567        | \$ 2,031,567         |
| 2016 | 1,900,000            | 137,361           | 2,037,361            |
| 2017 | 1,905,000            | 123,777           | 2,028,777            |
| 2018 | 1,170,000            | 108,679           | 1,278,679            |
| 2019 | 1,185,000            | 92,265            | 1,277,265            |
| 2020 | 1,165,000            | 73,606            | 1,238,606            |
| 2021 | 1,200,000            | 54,086            | 1,254,086            |
| 2022 | 1,240,000            | 32,726            | 1,272,726            |
| 2023 | 1,135,000            | 10,783            | 1,145,783            |
|      | <u>\$ 12,785,000</u> | <u>\$ 779,850</u> | <u>\$ 13,564,850</u> |

**GUADALUPE COUNTY, TEXAS**  
*NOTES TO BASIC FINANCIAL STATEMENTS (continued)*

**NOTE F - EMPLOYEES' RETIREMENT SYSTEM**

**Texas County and District Retirement System**

The County provides retirement, disability, and death benefits for all of its full-time employees through a nontraditional defined pension plan in the state-wide Texas County and District Retirement System (TCDRS). The Board of Trustees of TCDRS is responsible for the administration of the statewide agent multiple-employer public employee retirement system consisting of 602 nontraditional defined benefit pension plans. TCDRS in the aggregate issues a comprehensive annual financial report (CAFR) on a calendar year basis. The CAFR is available upon written request from the TCDRS Board of Trustees at P.O. Box 2034, Austin, Texas 78768-2034.

The plan provisions are adopted by the governing body of the County, within the options available in the Texas State statutes governing TCDRS (TCDRS Act). Members can retire at age 60 and above with 8 or more years of service, with 20 years of service regardless of age, or when the sum of their age and years of service equals 75 or more. Members are vested after 8 years but must leave their accumulated contributions in the plan to receive any employer-financed benefit. Members who withdraw their personal contributions in a lump-sum are not entitled to any amounts contributed by the employer.

*A. Plan Description*

Benefit amounts are determined by the sum of the employee's contributions to the plan, with interest, and employer-financed monetary credits. The level of these monetary credits is adopted by the governing body of the County within the actuarial constraints imposed by the TCDRS Act so that the resulting benefits can be expected to be adequately financed by the employer's commitment to contribute. At retirement, death, or disability, the benefit is calculated by converting the sum of the employee's accumulated contributions and the employer-financed monetary credits to a monthly annuity using annuity purchase rates prescribed by the TCDRS Act.

*B. Funding Policy*

The employer has elected the annually determined contribution rate (Variable Rate) plan provisions of the TCDRS Act. The plan is funded by monthly contributions from both employee members and the employer based on the covered payroll of employee members. Under the TCDRS Act, the contribution rate of the employer is actuarially determined annually. The employer contributed using the actuarially determined rate of 10.34% for the months of the accounting year in 2013, and 10.75% for the months of the accounting year in 2014.

The deposit rate payable by the employee members for calendar year 2013 and 2014 is the rate of 7% as adopted by the governing body of the County. The employee deposit rate and the employer contribution rate may be changed by the governing body of the employer within the options available in the TCDRS Act.

**GUADALUPE COUNTY, TEXAS**  
**NOTES TO BASIC FINANCIAL STATEMENTS (continued)**

**NOTE F - EMPLOYEES' RETIREMENT SYSTEM (continued)**

**Texas County and District Retirement System (continued)**

*C. Annual Pension Cost*

In the fiscal year ended September 30, 2014, the cost of the county's TCDRS pension plan, as well as the county's required and actual contributions, equaled \$3,116,595. The required contribution was determined as part of the December 31, 2013, actuarial valuation using the entry age actuarial cost method. The actuarial assumptions at December 31, 2013, included (a) 8.0 percent investment rate of return (net of administrative expenses), and (b) projected salary increases of 5.4 percent. Both (a) and (b) included an inflation component of 3.5 percent.

The actuarial value of assets was determined using techniques that spread the effects of short-term volatility in the market value of investments over a ten-year period. The unfunded actuarial accrued liability is being amortized as a level percentage of projected payroll on a closed basis. The remaining amortization period as of December 31, 2013, was 20 years.

*D. Funded Status and Funding Progress*

As of December 31, 2013, the most recent actuarial valuation date, the plan was 83.92 percent funded. The actuarial accrued liability for benefits was \$61,165,144, and the actuarial value of assets was \$51,330,366 resulting in an unfunded actuarial accrued liability (UAAL) of \$9,834,778. The covered payroll (annual payroll of active employees covered by the plan) was \$24,774,223 and the ratio of the UAAL to the covered payroll was 39.70 percent.

The schedule of funding progress, presented as Required Supplementary Information (RSI) following the notes to the financial statements, presents multi-year trend information about whether the actuarial value of plan assets is increasing or decreasing over time relative to the actuarial accrued liability for benefits.

*E. Actuarial Valuation Information (Summarized)*

| Actuarial valuation date      | 12/31/2011                             | 12/31/2012                             | 12/31/2013                             |
|-------------------------------|--|--|--|
| Actuarial cost method         | entry age                              | entry age                              | entry age                              |
| Amortization method           | level percentage<br>of payroll, closed | level percentage<br>of payroll, closed | level percentage<br>of payroll, closed |
| Amortization period in years  | 20                                     | 20                                     | 20                                     |
| Asset valuation method        |  |  |  |
| Subdivision Accumulation Fund | 10-year smoothed value                 | 10-year smoothed value                 | 5-year smoothed value                  |
| Employees Savings Fund        | Fund Value                             | Fund Value                             | Fund Value                             |
| Assumptions:                  |  |  |  |
| Investment return             | 8.0%                                   | 8.0%                                   | 8.0%                                   |
| Projected salary increases    | 5.4%                                   | 5.4%                                   | 4.9%                                   |
| Inflation                     | 3.5%                                   | 3.5%                                   | 3.0%                                   |
| Cost of living adjustments    | 0.0%                                   | 0.0%                                   | 0.0%                                   |

**GUADALUPE COUNTY, TEXAS**  
**NOTES TO BASIC FINANCIAL STATEMENTS (continued)**

**NOTE F - EMPLOYEES' RETIREMENT SYSTEM (continued)**

**Texas County and District Retirement System (continued)**

*F. Contribution Information*

**Trend Information**

For the Retirement Plan for the Employees of Guadalupe County

| <u>Accounting Year Ending</u> | <u>Annual Pension Cost (APC)</u> | <u>Percentage of APC Contributed</u> | <u>Net Pension Obligation</u> |
|-------------------------------|----------------------------------|--------------------------------------|-------------------------------|
| September 30, 2010            | \$ 2,103,683                     | 100%                                 | \$0                           |
| September 30, 2011            | 2,129,493                        | 100%                                 | 0                             |
| September 30, 2012            | 2,149,042                        | 100%                                 | 0                             |
| September 30, 2013            | 2,460,505                        | 100%                                 | 0                             |
| September 30, 2014            | 3,116,595                        | 100%                                 | 0                             |

**NOTE G - EMPLOYEE BENEFITS**

Substantially all employees of the County are compensated on an hourly basis. There are a few employees (elected and appointed officials) who are compensated on a salary basis.

Vacation leave is accrued by each hourly employee of the County as follows:

| <u>Length of Service</u>                      | <u>Vacation Leave Earned</u>                     |
|---|--|
| 1st year of employment                        | 1.5385 hours every pay period (5 days per year)  |
| 13th month through 10th anniversary           | 3.0769 hours every pay period (10 days per year) |
| 10 years and 1 month through 20th anniversary | 4.6154 hours every pay period (15 days per year) |
| 20 years and 1 month forward                  | 6.1538 hours every pay period (20 days per year) |

The County permits employees to accumulate earned but unused vacation pay benefits. When an employee leaves the service of the county, he or she will be paid for all accrued but unused vacation leave upon retirement. Upon resignation or termination, a maximum of 80 hours of unused accrued vacation leave will be paid. In the event of the death of an active employee, all unused accrued vacation leave will be paid (approved November 10, 2009, by Commissioners Court). The rate of pay will be determined by the salary rate in effect at the time of separation. Any employee who leaves county employment for any reason during the first 12 months of employment will not be paid for any vacation leave.

Sick leave accrues at the rate of 2.1538 hours per biweekly pay period, up to a maximum balance of 480 hours. In the event of termination, no reimbursement is made for accumulated sick leave. No liability is reported for unpaid accumulated sick leave.

Medical insurance coverage is provided by the County at its expense for each official and full-time employee. These officials and employees may, at their own option and expense, have their families included in the insurance coverage. Dental insurance is also available and the County will pay half of the premium. All insurance is available immediately to elected and appointed officials and after three (3) months for all full-time employees. The County has elected to self-insure for this coverage (see Note L - Self-Insurance Fund).

**GUADALUPE COUNTY, TEXAS**  
**NOTES TO BASIC FINANCIAL STATEMENTS (continued)**

**NOTE G - EMPLOYEE BENEFITS (continued)**

The County is required by state statute to provide workers' compensation coverage for its employees. The County has elected to purchase this insurance through Texas Association of Counties' Workers' Compensation Fund.

The County is also required by state statute to provide unemployment insurance coverage for its employees on either a reimbursing basis or a tax basis. To comply with this requirement, the County has elected to participate as a reimbursing employer in the Texas Association of Counties' Unemployment Insurance Fund.

The costs to the County have been substantially less than they would have been under any other option available to the County. \$20,000 term life insurance coverage is provided to all full-time employees at County expense. The life insurance coverage reduces by a percentage for the increase in age after age 70. (At age 70, life insurance is 65% of the original amount; at age 75, life insurance reduces to 40%; at age 85, life insurance reduces to 25%; and at age 90, life insurance reduces to 10% of the original amount).

**COMPENSATORY TIME**

A liability for unused vacation and compensatory time for all full-time regular employees is calculated and reported in the government-wide financial statements. For financial reporting purposes, the following criteria have been applied in considering the accrual of the liability associated with compensated absences: a) leave or compensation is attributable to services already rendered, and b) leave or compensation is not contingent on a specific event (such as illness).

GASB Interpretation No. 6 indicates that liabilities for compensated absences should only be recognized in the fund statements to the extent the liabilities have matured and are payable out of current available resources. Compensated absences are accrued in the government- wide statements.

In accordance with the FLSA as it applies to local governments, non-exempt county employees are granted compensatory time for hours worked beyond their regular working hours. The policy of Guadalupe County is to allow overtime to be worked only in cases of emergencies or when specifically authorized by Guadalupe County Commissioners' Court. Employees may be required in emergencies to provide services in addition to normal hours or on weekends or holidays. Overtime is defined as hours actually worked in excess of the allowable number of hours under the Fair Labor Standards Act (FLSA) (40 hours per seven-day workweek for non-law enforcement employees; 171 hours for 28-day work period for law enforcement and detention officers).

Any compensatory time earned should be used within 60 days of the date the overtime was worked. Compensatory time should be used before any other leave is taken except sick leave. The maximum amount of accumulated compensatory time allowed by federal law is 240 hours for non-law enforcement and 480 hours for law enforcement employees. Once the maximum is reached, any future overtime is paid out at one and one half times the regular hourly rate. However, some departments are not in compliance with this policy, and have allowed compensatory time to accrue past the 60 days and are not enforcing that compensatory time is used before other leave.

**GUADALUPE COUNTY, TEXAS**  
**NOTES TO BASIC FINANCIAL STATEMENTS (continued)**

**NOTE H - POST-EMPLOYEE BENEFITS**

*Plan Description*

Guadalupe County Commissioners' Court established a single employer medical benefit plan for retirees on January 1, 2009. Employees of the County who retire after December 31, 2008 under TCDRS retirement rules (at age 60 and above with 8 or more years of service, with 20 years of service regardless of age, or when the sum of their age and years of service equals 75 or more) are eligible. Continuation of insurance election must be made within thirty (30) days of the employee's separation. Guadalupe County offers retiree insurance at the COBRA rates with no direct subsidy from Guadalupe County. The right to participate in the plan is forfeited in the event the coverage is ever dropped and cannot be reinstated.

Additionally, if the retiring employee becomes eligible under another group medical plan the employee is no longer eligible to be covered under the County's plan. At the age of 65, employees will no longer be eligible to continue with the County insurance plan. Furthermore, the Commissioners' Court reserves the right to terminate or change the terms of this plan at any time. The County Plan does not issue publicly available financial report prepared in accordance with generally accepted accounting principles.

*Funding Policy*

Guadalupe County is under no legal obligation to supplement, directly or indirectly, the retiree health coverage, and the decision to rescind these benefits may be made by an action of the Commissioners Court at any time. The County's authority to establish and amend benefit provisions comes from Local Government Code Section 157.101 and the requirement to provide retiring employees the right to purchase continued health insurance coverage comes from Local Government Code, Chapter 175.

There were a total of eight retirees and surviving spouses on the County insurance. Expenses for post-employment benefits were recognized on a pay-as-you-go basis in the past. Premiums paid by retirees during the year ended September 30, 2014, were \$36,201.

*Annual Other Post-Employment Benefits Cost (OPEB)*

For the fiscal year ended September 30, 2014, the County's annual OPEB cost was \$148,495. The County contributed \$108,404, the amount required to cover the current year expenditures based on actuarial assumptions. The components of the OPEB cost for the fiscal year ended September 30, 2014, are as follows:

|  | <b>2014</b>       |
|--|-------------------|
| Annual Required Contribution (ARC)         | \$ 147,657        |
| Interest on OPEB Obligation                | 32,434            |
| Adjustment to ARC                          | (31,596)          |
| Annual OPEB Cost end of year               | 148,495           |
| Net employer contributions                 | (108,404)         |
| Increase (Decrease) in net OPEB Obligation | 40,091            |
| OPEB Obligation, Beginning of Year         | 810,857           |
| OPEB Obligation, End of Year               | <u>\$ 850,948</u> |

**GUADALUPE COUNTY, TEXAS**  
**NOTES TO BASIC FINANCIAL STATEMENTS (continued)**

**NOTE H - POST-EMPLOYEE BENEFITS (continued)**

*Annual Other Post-Employment Benefits Cost (OPEB) (continued)*

| <b>Trend Information</b>  |                         |                               |   |                            |
|---|-------------------------|-------------------------------|---|----------------------------|
| For the OPEB Plan for the Retired Employees of Guadalupe County |                         |                               |   |                            |
| <u>Fiscal Year Ending</u>                                       | <u>Annual OPEB Cost</u> | <u>Employer Contributions</u> | <u>Percentage of Annual OPEB Cost Contributed</u> | <u>Net OPEB Obligation</u> |
| September 30, 2012  | \$ 192,452              | \$ 65,965                     | 34.3%   | \$ 699,473                 |
| September 30, 2013  | 144,079                 | 32,695                        | 22.7%   | 810,857                    |
| September 30, 2014  | 148,495                 | 108,404                       | 73.0%   | 850,948                    |

*Funded Status and Funding Progress*

The funded status of the plan as of the actuarial valuation date of May 31, 2013, was as follows:

| <b>Schedule of Funding</b>                        |               |
|---|---------------|
| Actuarial Accrued Liability (AAL)                 | \$ 1,049,374  |
| Actuarial Value of Plan Assets                    | \$            |
| Unfunded Actuarial Accrued Liability (UAAL)       | \$ 1,049,374  |
| Funded Ratio Actuarial Value of Plan Assets (AAL) | 0.0%          |
| Covered Payroll (active plan members)             | \$ 24,774,223 |
| UAAL as a Percentage of Covered Payroll           | 4.24%         |

*Actuarial Methods and Assumptions*

The Projected Unit Credit actuarial cost method is used to calculate the GASB ARC for the County's retiree health care plan. Using the plan benefits, the present health premiums and a set of actuarial assumptions, the anticipated future payments are projected. The projected unit credit method then provides for a systematic recognition of the cost of these anticipated payments. The yearly ARC is computed to cover the cost of benefits being earned by covered members as well as to amortize a portion of the unfunded accrued liability.

Projections of health benefits are based on the plan as understood by the County and include the types of benefits in force at the valuation date and the pattern of sharing benefit costs between the County and its employees to that point. Actuarial calculations reflect a long-term perspective and employ methods and assumptions that are designed to reduce short-term volatility in actuarial accrued liabilities and the actuarial value of assets. Significant methods and assumptions were as follows:

|                                  |   |
|----------------------------------|---|
| Actuarial Valuation Date         | <u>5/31/2013</u>  |
| Actuarial Cost Method            | Projected Unit Credit method  |
| Actuarial Value of Assets Method | Reported market value of assets   |
| Inflation rate                   | 3.00% per year  |
| Investment Rate of Return        | 4.00% per year net of expenses  |
| Amortization Method              | Level as a percentage of employee   |
| Amortization Period              | 30-year, open amortization  |
| Payroll Growth                   | 3.00% per year  |
| Healthcare Cost Trend Rate       | Initial rate of 7.50% declining to an ultimate rate of 4.50% after 12 years |

**GUADALUPE COUNTY, TEXAS**  
**NOTES TO BASIC FINANCIAL STATEMENTS (continued)**

**NOTE H - POST-EMPLOYEE BENEFITS (continued)**

*Additional Disclosures*

Texas Local Government Code, Chapter 175 requires counties to make available continued health benefits coverage under certain circumstances to retirees and their dependents beyond the end of an individual’s employment with the County by permitting covered employees to purchase continued health benefits coverage in retirement. Texas law does not require counties to fund all or any portion of such coverage.

Because the County is given the authority to pay OPEB for its retired employees, it may incur a debt obligation to pay for OPEB so long as the County follows the constitutional requirement that it have sufficient taxing authority available at the time such a debt is incurred to provide for the payment of the debt and has in fact levied a tax for such purpose concurrently with the incurrence of the debt. Any debt incurred in contravention of this constitutional requirement is considered void and payment will not be due. Guadalupe County has not incurred a legal debt obligation for OPEB and has not levied a tax for the same. The County funds the costs associated with OPEB on a current “pay-as-you-go” basis for a single fiscal year through an annual appropriations authorized by the Commissioners’ Court during the County’s annual budget adoption process.

GASB Statement No. 45 (GASB 45) *Accounting and Financial Reporting by Employers for Postemployment Benefits Other Than Pensions (OPEB)* required governmental organizations to recognize an actuarially calculated accrued liability for OPEB, even though it may not have a legally enforceable obligation to pay OPEB benefits.

At age 65, a supplemental insurance may be obtained from the County Silver Choice Program.

The General and Special revenue funds have typically been used in prior years to liquidate the net pension obligation or net OPEB obligation.

**NOTE I - INTERFUND BALANCES**

During the course of its operations, the County has numerous transactions between funds to finance operations, provide services, construct assets, and service debt. To the extent that certain transactions between funds had not been paid or received as of September 30, 2014 balances of interfund amounts receivable or payable have been recorded as follows:

| <u>Receivable Fund</u>             | <u>Payable Fund</u>               | <u>Amounts</u>   |
|------------------------------------|-----------------------------------|------------------|
| Juvenile Probation Fund            | Juvenile Drug Court<br>Grant Fund | \$ 18,642        |
| District Attorney Fund             | District Attorney Grant Fund      | 4,461            |
| District Attorney Fund             | District Attorney State Fund      | 8,170            |
| Surplus Funds - Election Contracts | Elections Contracts Fund          | 7,261            |
|                                    |                                   | <u>\$ 38,534</u> |



**GUADALUPE COUNTY, TEXAS**  
**NOTES TO BASIC FINANCIAL STATEMENTS (continued)**

**NOTE J - INTERFUND TRANSFERS**

Interfund transfers during the year ended September 30, 2014, were as follows:

| <u>Transfers In</u>                  | <u>Transfers Out</u>      | <u>Amounts</u>      | <u>Reason</u>                              |
|--------------------------------------|---------------------------|---------------------|--|
| Juvenile Probation Fund              | General Fund              | \$ 2,814,170        | Funding for operations                     |
| Bail Bond Security Fund              | General Fund              | 12,480              | New Fund established by Statute            |
| Debt Service Fund                    | General Fund              | 5,000,000           | Refunding of Tax Anticipation Notes        |
| Debt Service Fund                    | General Fund              | 500,000             | Debt Service                               |
| Capital Projects                     | General Fund              | 1,299,000           | Agricultural Extension Building Remodeling |
| Capital Projects                     | General Fund              | 255,608             | For future use                             |
| Capital Projects                     | General Fund              | 190,000             | Filing System for 3rd Floor Justice Center |
| 25th Judicial District Attorney Fund | General Fund              | 1,046,354           | Funding for operations                     |
| Juvenile Drug Court Fund             | Juvenile Probation Fund   | 14,609              | Matching funds for grant                   |
| Surplus Funds - Election Contracts   | Elections Contracts Fund  | 28,793              | Service fee on election contracts          |
| General Fund                         | Workers Compensation Fund | 750,000             | Excess funds not needed                    |
|                                      |                           | <u>\$11,911,014</u> |  |

**NOTE K - COMMITMENTS AND CONTINGENCIES**

*Litigation*

The County is the subject of various claims and litigation that have arisen in the course of its operations. Management is of the opinion that the County's liability in these cases, if decided adversely to the County, will not have a material effect on the County's financial position.

*Risk Management*

The County is exposed to various risks of loss related to torts; theft of, damage to, and destruction of assets; errors and omissions; and natural disasters. The County carries commercial insurance for such risks. During the year ended September 30, 2014, settled claims resulting from these risks did not exceed commercial insurance coverage. Settled claims have not exceeded insurance coverage in any of the three previous fiscal years. There has not been any significant reduction in insurance coverage from that of the previous year.

*Federal Financial Assistance*

The County receives significant financial assistance from the U.S. Government. Entitlement to the resources is generally based on compliance with terms and conditions of the grant agreements and applicable federal regulations, including the expenditure of the resources for eligible purposes. Substantially all grants are subject to audits by the grantors. Findings from these audits could result in disallowances that become a liability of the fund that received the grant.

**GUADALUPE COUNTY, TEXAS**  
**NOTES TO BASIC FINANCIAL STATEMENTS (continued)**

**NOTE K - COMMITMENTS AND CONTINGENCIES (continued)**

*CPS Energy Agreement*

In April 2012, CPS Energy acquired the Rio Nogales electric power plant in Seguin. Rio Nogales is an 800-megawatt combined cycle gas plant. CPS Energy is a utility owned by the city of San Antonio, and because the Texas Constitution prohibits one government entity from taxing another government entity, CPS Energy is exempt from property taxes. Rio Nogales was the County's second highest taxpayer in fiscal year 2011, with a total assessed value from all accounts of \$171 million which accounted for 1.5% of the total assessed value. The change in the status of this property, from taxable to tax exempt, was included in the effective tax rate calculation for fiscal year budget beginning October 1, 2012 (Fiscal Year 2012-2013).

The utility agreed to make a tax exemption settlement payment of \$7,667,000 to the County. The terms of the agreement are such that the full payment made by CPS Energy to the County will be available as a dollar-for-dollar credit against future taxes that may become due if the property's tax exemption is no longer recognized at any time during the 30-year term of the agreement.

The two exceptions are losses of property tax exemption caused by (1) CPS Energy's transfer of the property to a non-exempt owner or (2) a change in law or other action by a third party (i.e., someone other than any of the taxing authority parties to the agreement or the County Appraisal District). Under either of these two exceptions, the amount paid by CPS Energy to the County is prorated over the first 15 years of the agreement, and only the unamortized portion at the time the property becomes taxable may be claimed as a credit.

Consequently, (1) if CPS Energy retains the property but the exemption is lost due to a challenge by one of the parties to the agreement or the appraisal district, the full payment is credited, even if the exemption is lost after year 15, (2) if the exemption is lost after year 15 due to a transfer of the property to a non-exempt owner or a change in law or other third-party action, no credit may be claimed, and (3) if the exemption is lost in the first 15 years due to a transfer of the property to a non-exempt owner or a change in law or other third-party action, a partial credit may be claimed (equal to the unamortized portion of the initial CPS Energy payment, amortized over 15 years).

*Guadalupe Regional Medical Center*

Guadalupe County is contingently liable for 50% of operating deficits produced by Guadalupe Regional Medical Center, if any, with the City of Seguin, Texas contingently responsible for the remainder. In addition, the County would be responsible for 50% of any long-term obligations should the Hospital be in default (See Note A1). The following is a summary of financial data as reported in the Guadalupe Regional Medical Center's most recent audited financial statements dated September 30, 2014:

**GUADALUPE COUNTY, TEXAS**  
**NOTES TO BASIC FINANCIAL STATEMENTS (continued)**

**NOTE K - COMMITMENTS AND CONTINGENCIES (continued)**

*Guadalupe Regional Medical Center (continued)*

|  |                              |
|--|------------------------------|
| <b>ASSETS</b>                              |                              |
| Current Assets                             | \$ 43,961,470                |
| Other Assets                               | 12,214,103                   |
| Property, Plant, and Equipment (Net)       | <u>94,169,755</u>            |
| <b>TOTAL ASSETS</b>                        | <u><u>\$ 150,345,328</u></u> |
| <b>LIABILITIES</b>                         |                              |
| Curent Liabilities                         | \$ 11,059,298                |
| Other Liabilities                          | <u>89,816,376</u>            |
| <b>TOTAL LIABILITIES</b>                   | <u>100,875,674</u>           |
| Net Position                               | <u>49,469,654</u>            |
| <b>TOTAL LIABILITIES AND NET ASSETS</b>    | <u><u>\$ 150,345,328</u></u> |
| <b>OPERATING REVENUES:</b>                 |                              |
| Net Revenues from Patient Services         | \$ 91,516,515                |
| Other Operating Revenue                    | <u>2,309,049</u>             |
| <b>TOTAL OPERATING REVENUE</b>             | 93,825,564                   |
| <b>TOTAL OPERATING EXPENSES</b>            | <u>83,174,127</u>            |
| <b>OPERATING INCOME</b>                    | 10,651,437                   |
| <b>NONOPERATING REVENUES (EXPENSES)</b>    | <u>(2,576,354)</u>           |
| <b>INCREASE (DECREASE) IN NET POSITION</b> | <u><u>\$ 8,075,083</u></u>   |

**NOTE L - SELF-INSURANCE FUND**

*Employee Health Benefits Fund*

The County established an internal service fund to account for the County's self-funded plan for benefits for comprehensive major medical and dental care offered to all full-time County employees and their dependents. The County pays the employee premium which is recorded as expenditures in the governmental fund paying them. Dependent coverage is paid by the employee. Corresponding revenues are recorded in the internal service fund. The internal service fund is used to pay claims, stoploss insurance and administrative costs of the plan. The stoploss insurance covers the plan against individual claims in excess of \$90,000 per covered person per year.

**GUADALUPE COUNTY, TEXAS**  
**NOTES TO BASIC FINANCIAL STATEMENTS (continued)**

**NOTE L - SELF-INSURANCE FUND (continued)**

*Employee Health Benefits Fund (continued)*

As of September 30, 2014, outstanding claims amounted to \$297,724 and were recorded as a current liability of the employee health benefit fund. Claims payable are estimated based upon two month's subsequent claims paid. Any potential unfunded claim benefit obligations will be funded through rate adjustments and future contributions generated. A reconciliation of outstanding claims is as follows:

|                                    | <u>2014</u>        | <u>2013</u>        | <u>2012</u>        |
|------------------------------------|--------------------|--------------------|--------------------|
| Outstanding Claims at October 1    | \$ 352,351         | \$ 274,661         | \$ 374,149         |
| Claims Submitted                   | 3,787,335          | 3,773,127          | 4,325,272          |
| Claims Paid                        | <u>(3,841,962)</u> | <u>(3,695,437)</u> | <u>(4,424,760)</u> |
| Outstanding Claims at September 30 | <u>\$ 297,724</u>  | <u>\$ 352,351</u>  | <u>\$ 274,661</u>  |

*Workers' Compensation Fund*

In January 2008, the County eliminated the self-funded Workmen's Compensation Fund and contracted with the Texas Association of Counties (TAC) to handle the workmen's compensation claims process. However, the County will be responsible for any future medical claims related to injuries which occurred prior to joining the TAC pool. Currently there is one open claim, which based on actuarial calculations, has an estimated reserve of \$231,336. This has been recorded as a long term liability in the workers' compensation fund as of September 30, 2014.

**NOTE M - RELATED PARTIES**

Jim Wolverton, County Commissioner Precinct # 3, serves on the Board of Directors at Schertz Bank and Trust. The County had \$14,097,871 in Certificates of Deposit and Money Market Accounts with Schertz Bank and Trust at year-end.

The Juvenile Probation Department received a grant from the Texas Juvenile Justice Department, the proceeds of the grant were transferred to a non-profit organization where Judge Sheryl Sachtleben, Justice of the Peace # 2, serves as the executive director; grant funds were not used to pay the executive director's salary.

**GUADALUPE COUNTY, TEXAS**  
**NOTES TO BASIC FINANCIAL STATEMENTS (continued)**

**NOTE N - FUND BALANCES**

Fund Balances are presented in the following categories: nonspendable, restricted, committed, assigned, and unassigned as described in Note A 12. The commitment of funds totaling \$5,399,266 was adopted by a resolution of the Commissioners Court on September 23, 2014. The following is a detail of fund balances for all the major and nonmajor governmental funds at September 30, 2014.

|                                    | <u>General<br/>Fund</u>  | <u>Road &amp;<br/>Bridge Fund</u> | <u>Nonmajor<br/>Funds</u> | <u>Total</u>             |
|------------------------------------|--------------------------|-----------------------------------|---------------------------|--------------------------|
| Fund Balances:                     |                          |                                   |                           |                          |
| Nonspendable:                      |                          |                                   |                           |                          |
| Inventory on Hand                  | \$                       | \$ 154,380                        | \$ 18,281                 | \$ 172,661               |
| Prepays                            | 345,140                  | 7,007                             | 12,327                    | 364,474                  |
| Total Nonspendable                 | <u>345,140</u>           | <u>161,387</u>                    | <u>30,608</u>             | <u>537,135</u>           |
| Restricted For:                    |                          |                                   |                           |                          |
| County Operations                  |                          |                                   | 210,665                   | 210,665                  |
| Elections                          |                          |                                   | 93,580                    | 93,580                   |
| Debt Service                       |                          |                                   | 189,760                   | 189,760                  |
| Road and Bridge                    |                          | 1,796,493                         |                           | 1,796,493                |
| Records Management/ Preservation   | 717,528                  |                                   | 982,849                   | 1,700,377                |
| Public Safety                      |                          |                                   | 419,444                   | 419,444                  |
| Juvenile Services                  |                          |                                   | 1,233,585                 | 1,233,585                |
| District Attorney                  |                          |                                   | 133,277                   | 133,277                  |
| Bail Bond Board Fees               |                          |                                   | 14,570                    | 14,570                   |
| Alternative Dispute Resolution     |                          |                                   | 270,662                   | 270,662                  |
| Community Services/Programs        | 135,219                  |                                   | 140,535                   | 275,754                  |
| Total Restricted                   | <u>852,747</u>           | <u>1,796,493</u>                  | <u>3,688,927</u>          | <u>6,338,167</u>         |
| Committed For:                     |                          |                                   |                           |                          |
| Capital Projects                   | 5,250,000                |                                   |                           | 5,250,000                |
| Debt Service                       | 149,266                  |                                   |                           | 149,266                  |
| Total Committed                    | <u>5,399,266</u>         |                                   |                           | <u>5,399,266</u>         |
| Assigned For:                      |                          |                                   |                           |                          |
| CPS Energy Agreement ( See Note K) | 6,467,000                |                                   |                           | 6,467,000                |
| Capital Projects                   |                          |                                   | 1,074,239                 | 1,074,239                |
| Total Assigned                     | <u>6,467,000</u>         |                                   | <u>1,074,239</u>          | <u>7,541,239</u>         |
| Unassigned Fund Balance            | 9,268,576                |                                   |                           | 9,268,576                |
| Total Fund Balances:               | <u><u>22,332,729</u></u> | <u><u>1,957,880</u></u>           | <u><u>4,793,774</u></u>   | <u><u>29,084,383</u></u> |

**GUADALUPE COUNTY, TEXAS**  
*NOTES TO BASIC FINANCIAL STATEMENTS (continued)*

**NOTE O - PRIOR PERIOD ADJUSTMENT**

Due to a change in the reporting entity, the funds of the District Attorney of the 25th Judicial District are now included as special revenue funds in the County's financial statements. Accordingly, the beginning total for net position in the county-wide statement of activities was restated by \$221,320. The beginning fund balance in the Statement of Revenues, Expenditures and Changes in Fund Balance was also restated by \$239,227

Certain prior year balances have been reclassified to conform to the current year presentation. The Bail Bond Security Fund has been reclassified from an Agency Fund to a Special Revenue Fund; beginning Net Position and Fund Balances were not affected.

**NOTE P - SUBSEQUENT EVENT**

Management has evaluated subsequent events through March 10, 2015, which is the date the financial statements were available to be issued.

In January 2015, the county awarded a contract to First Tier Construction LLC in the amount of \$789,500 to construct a garage –lube center for the Road and Bridge Department. This project was started in fiscal year 2014 (see Note D) and cost incurred in the amount of \$33,700 was for engineering design costs.

**NOTE Q - NEW ACCOUNTING PRONOUNCEMENTS**

The GASB issued Statement No. 68, Accounting and Financial Reporting for Pensions, which is effective for fiscal years beginning after June 15, 2014. The objective of this Statement is to improve accounting and financial reporting by state and local governmental for pension plans. This Statement applies to all state and governmental entities and replaces the requirements of Statements No. 27 and No. 50. The County will evaluate the impact of the standard on its financial statements and will take the necessary steps to implement it.

The GASB issued Statement No. 69, Government Combinations and Disposals of Government Operations, which is effective for government combinations and disposals occurring in financial reporting periods beginning after December 15, 2013. The objective of this Statement is to establish accounting and financial reporting standards related to government combinations and disposals of government operations. The County will evaluate the impact of the standard on its financial statements and will take the necessary steps to implement it.

### **REQUIRED SUPPLEMENTARY INFORMATION**

Required supplementary information includes financial information and disclosures that are required by the GASB but are not considered a part of the basic financial statements. Such information includes:

- Budgetary Comparison Schedules - General Fund
- Budgetary Comparison Schedule - Road and Bridge Fund
- Notes to Schedules of Revenues, Expenditures and Changes in Fund Balance - Budget and Actual
- Infrastructure Assets Under Modified Approach
- Schedule of Funding Progress Defined Benefit Retirement Plan





**GUADALUPE COUNTY, TEXAS**  
**SCHEDULE OF REVENUES, EXPENDITURES, AND CHANGES**  
**IN FUND BALANCES - BUDGET AND ACTUAL**  
**GENERAL FUND**  
**For the Year Ended September 30, 2014**

|   | <u>Original<br/>Budget</u> | <u>Final<br/>Budget</u> | <u>Actual</u>     | <u>Variance<br/>from Amended<br/>Positive<br/>(Negative)</u> |
|---|----------------------------|-------------------------|-------------------|--|
| <b>REVENUES</b>                               |                            |                         |                   |  |
| Property taxes                                | \$ 29,048,000              | \$ 29,048,000           | \$ 29,297,535     | \$ 249,535   |
| Sales and use taxes                           | 6,568,000                  | 6,568,000               | 7,184,231         | 616,231  |
| Other Tax                                     | 1,022,000                  | 1,022,000               | 1,178,502         | 156,502  |
| Licenses and Permits                          | 116,300                    | 116,300                 | 149,459           | 33,159   |
| Intergovernmental                             | 3,083,234                  | 3,340,729               | 3,667,094         | 326,365  |
| Charges for Services                          | 2,304,503                  | 2,319,503               | 2,333,179         | 13,676   |
| Fines & Forfeitures                           | 763,000                    | 763,000                 | 1,005,253         | 242,253  |
| Earnings on investments                       | 126,200                    | 126,200                 | 156,909           | 30,709   |
| Miscellaneous                                 | 137,300                    | 480,284                 | 514,622           | 34,338   |
| <b>TOTAL REVENUES</b>                         | <u>43,168,537</u>          | <u>43,784,016</u>       | <u>45,486,784</u> | <u>1,702,768</u>   |
| <b>EXPENDITURES</b>                           |                            |                         |                   |  |
| <b>GENERAL GOVERNMENTAL</b>                   |                            |                         |                   |  |
| <i>General Administration</i>                 |                            |                         |                   |  |
| <i>County Judge</i>                           |                            |                         |                   |  |
| Personnel Service                             | 284,449                    | 272,449                 | 264,031           | 8,418  |
| Operations                                    | 22,271                     | 23,279                  | 11,465            | 11,814   |
| <i>Total County Judge</i>                     | <u>306,720</u>             | <u>295,728</u>          | <u>275,496</u>    | <u>20,232</u>  |
| <i>County Commissioners</i>                   |                            |                         |                   |  |
| Personnel Service                             | 392,494                    | 384,994                 | 384,250           | 744  |
| Operations                                    | 26,410                     | 26,410                  | 18,112            | 8,298  |
| <i>Total County Commissioners</i>             | <u>418,904</u>             | <u>411,404</u>          | <u>402,362</u>    | <u>9,042</u>   |
| <i>County Clerk</i>                           |                            |                         |                   |  |
| Personnel Service                             | 1,161,757                  | 1,118,757               | 1,021,502         | 97,255   |
| Operations                                    | 883,550                    | 883,550                 | 471,117           | 412,433  |
| <i>Total County Clerk</i>                     | <u>2,045,307</u>           | <u>2,002,307</u>        | <u>1,492,619</u>  | <u>509,688</u>   |
| <i>General Expense</i>                        |                            |                         |                   |  |
| <i>(Non-Departmental)</i>                     |                            |                         |                   |  |
| Personnel Service                             | 90,000                     | 608,246                 | 552,158           | 56,088   |
| Operations                                    | 1,316,901                  | 1,276,901               | 1,263,849         | 13,052   |
| <i>Total General Expense</i>                  | <u>1,406,901</u>           | <u>1,885,147</u>        | <u>1,816,007</u>  | <u>69,140</u>  |
| <i>Building and Grounds Maintenance</i>       |                            |                         |                   |  |
| Personnel Service                             | 704,385                    | 697,385                 | 661,714           | 35,671   |
| Operations                                    | 259,276                    | 320,876                 | 242,747           | 78,129   |
| <i>Total Building and Grounds Maintenance</i> | <u>963,661</u>             | <u>1,018,261</u>        | <u>904,461</u>    | <u>113,800</u>   |

**GUADALUPE COUNTY, TEXAS**

*SCHEDULE OF REVENUES, EXPENDITURES, AND CHANGES*

*IN FUND BALANCES - BUDGET AND ACTUAL (continued)*

**GENERAL FUND**

*For the Year Ended September 30, 2014*

|   | <b>Original<br/>Budget</b> | <b>Final<br/>Budget</b> | <b>Actual</b>       | <b>Variance<br/>from Amended<br/>Positive<br/>(Negative)</b> |
|---|----------------------------|-------------------------|---------------------|--|
| <i>Management Information Systems</i>       |                            |                         |                     |  |
| Personnel Service                           | \$ 539,066                 | \$ 537,066              | 508,214             | \$ 28,852  |
| Operations                                  | 784,058                    | 806,290                 | 762,710             | 43,580   |
| Capital Outlay                              | 174,368                    | 189,639                 | 188,869             | 770  |
| <i>Total Management Information Systems</i> | <u>1,497,492</u>           | <u>1,532,995</u>        | <u>1,459,793</u>    | <u>73,202</u>  |
| <i>Total General Administration</i>         | <u>6,638,985</u>           | <u>7,145,842</u>        | <u>6,350,738</u>    | <u>795,104</u>   |
| <i>Elections Administration</i>             |                            |                         |                     |  |
| Personnel Service                           | 445,890                    | 426,390                 | 405,140             | 21,250   |
| Operations                                  | 124,075                    | 149,562                 | 107,459             | 42,103   |
| <i>Total Elections Administration</i>       | <u>569,965</u>             | <u>575,952</u>          | <u>512,599</u>      | <u>63,353</u>  |
| <i>Financial Administration</i>             |                            |                         |                     |  |
| <i>County Auditor</i>                       |                            |                         |                     |  |
| Personnel Service                           | 680,082                    | 659,082                 | 634,918             | 24,164   |
| Operations                                  | 31,675                     | 31,675                  | 28,238              | 3,437  |
| <i>Total County Auditor</i>                 | <u>711,757</u>             | <u>690,757</u>          | <u>663,156</u>      | <u>27,601</u>  |
| <i>County Treasurer</i>                     |                            |                         |                     |  |
| Personnel Service                           | 290,551                    | 294,933                 | 287,161             | 7,772  |
| Operations                                  | 41,900                     | 36,510                  | 34,028              | 2,482  |
| <i>Total County Treasurer</i>               | <u>332,451</u>             | <u>331,443</u>          | <u>321,189</u>      | <u>10,254</u>  |
| <i>Human Resources</i>                      |                            |                         |                     |  |
| Personnel Service                           | 246,202                    | 246,202                 | 244,386             | 1,816  |
| Operations                                  | 29,571                     | 29,571                  | 19,576              | 9,995  |
| <i>Total Human Resources</i>                | <u>275,773</u>             | <u>275,773</u>          | <u>263,962</u>      | <u>11,811</u>  |
| <i>County Tax Assessor-Collector</i>        |                            |                         |                     |  |
| Personnel Service                           | 1,213,099                  | 1,213,099               | 1,203,197           | 9,902  |
| Operations                                  | 103,740                    | 109,740                 | 102,083             | 7,657  |
| Capital Outlay                              |                            | 9,000                   | 7,190               | 1,810  |
| <i>Total County Tax Assessor-Collector</i>  | <u>1,316,839</u>           | <u>1,331,839</u>        | <u>1,312,470</u>    | <u>19,369</u>  |
| <i>Total Financial Administration</i>       | <u>2,636,820</u>           | <u>2,629,812</u>        | <u>2,560,777</u>    | <u>69,035</u>  |
| <b>TOTAL GENERAL GOVERNMENT</b>             | <u>\$ 9,845,770</u>        | <u>\$ 10,351,606</u>    | <u>\$ 9,424,114</u> | <u>\$ 927,492</u>  |

**GUADALUPE COUNTY, TEXAS**  
**SCHEDULE OF REVENUES, EXPENDITURES, AND CHANGES**  
**IN FUND BALANCES - BUDGET AND ACTUAL (continued)**  
**GENERAL FUND**  
**For the Year Ended September 30, 2014**

|  | <u>Original<br/>Budget</u> | <u>Final<br/>Budget</u> | <u>Actual</u>    | <u>Variance<br/>from Amended<br/>Positive<br/>(Negative)</u> |
|--|----------------------------|-------------------------|------------------|--|
| <b>JUDICIAL</b>                                |                            |                         |                  |  |
| <i>County Court at Law</i>                     |                            |                         |                  |  |
| Personnel Service                              | \$ 675,171                 | \$ 675,421              | 675,176          | \$ 245   |
| Operations                                     | 247,086                    | 246,836                 | 192,710          | 54,126   |
| <i>Total County Court at Law</i>               | <u>922,257</u>             | <u>922,257</u>          | <u>867,886</u>   | <u>54,371</u>  |
| <i>District Courts</i>                         |                            |                         |                  |  |
| Personnel Service                              | 497,037                    | 495,040                 | 492,962          | 2,078  |
| Operations                                     | 857,548                    | 860,550                 | 750,493          | 110,057  |
| <i>Total District Courts</i>                   | <u>1,354,585</u>           | <u>1,355,590</u>        | <u>1,243,455</u> | <u>112,135</u>   |
| <i>District Clerk</i>                          |                            |                         |                  |  |
| Personnel Service                              | 735,812                    | 723,312                 | 699,096          | 24,216   |
| Operations                                     | 62,875                     | 62,875                  | 44,129           | 18,746   |
| <i>Total District Clerk</i>                    | <u>798,687</u>             | <u>786,187</u>          | <u>743,225</u>   | <u>42,962</u>  |
| <i>Justice of the Peace - Precinct 1</i>       |                            |                         |                  |  |
| Personnel Service                              | 337,408                    | 337,408                 | 332,877          | 4,531  |
| Operations                                     | 35,100                     | 35,100                  | 27,579           | 7,521  |
| <i>Total Justice of the Peace - Precinct 1</i> | <u>372,508</u>             | <u>372,508</u>          | <u>360,456</u>   | <u>12,052</u>  |
| <i>Justice of the Peace - Precinct 2</i>       |                            |                         |                  |  |
| Personnel Service                              | 181,603                    | 181,603                 | 181,089          | 514  |
| Operations                                     | 15,125                     | 15,125                  | 14,143           | 982  |
| <i>Total Justice of the Peace - Precinct 2</i> | <u>196,728</u>             | <u>196,728</u>          | <u>195,232</u>   | <u>1,496</u>   |
| <i>Justice of the Peace - Precinct 3</i>       |                            |                         |                  |  |
| Personnel Service                              | 181,053                    | 181,053                 | 180,622          | 431  |
| Operations                                     | 8,400                      | 8,400                   | 5,927            | 2,473  |
| <i>Total Justice of the Peace - Precinct 3</i> | <u>189,453</u>             | <u>189,453</u>          | <u>186,549</u>   | <u>2,904</u>   |
| <i>Justice of the Peace - Precinct 4</i>       |                            |                         |                  |  |
| Personnel Service                              | 254,573                    | 254,573                 | 249,308          | 5,265  |
| Operations                                     | 21,625                     | 21,625                  | 21,470           | 155  |
| <i>Total Justice of the Peace - Precinct 4</i> | <u>276,198</u>             | <u>276,198</u>          | <u>270,778</u>   | <u>5,420</u>   |
| <i>Juvenile Probation</i>                      |                            |                         |                  |  |
| Personnel Service                              | 28,394                     | 28,394                  | 28,326           | 68   |
| Operations                                     | 92,900                     | 92,900                  | 83,191           | 9,709  |
| <i>Total Juvenile Probation</i>                | <u>121,294</u>             | <u>121,294</u>          | <u>111,517</u>   | <u>9,777</u>   |

**GUADALUPE COUNTY, TEXAS**

**SCHEDULE OF REVENUES, EXPENDITURES, AND CHANGES**

**IN FUND BALANCES - BUDGET AND ACTUAL (continued)**

**GENERAL FUND**

*For the Year Ended September 30, 2014*

|                                   | <u>Original<br/>Budget</u> | <u>Final<br/>Budget</u> | <u>Actual</u>       | <u>Variance<br/>from Amended<br/>Positive<br/>(Negative)</u> |
|-----------------------------------|----------------------------|-------------------------|---------------------|--|
| <i>Legal</i>                      |                            |                         |                     |  |
| <i>County Attorney</i>            |                            |                         |                     |  |
| Personnel Service                 | \$ 1,174,929               | \$ 1,174,929            | 1,169,491           | \$ 5,438   |
| Operations                        | 50,645                     | 50,645                  | 36,489              | 14,156   |
| <i>Total County Attorney</i>      | <u>1,225,574</u>           | <u>1,225,574</u>        | <u>1,205,980</u>    | <u>19,594</u>  |
| <i>District Attorney</i>          | 15,679                     | 15,679                  | 15,379              | 300  |
| <i>Total Legal</i>                | <u>1,241,253</u>           | <u>1,241,253</u>        | <u>1,221,359</u>    | <u>19,894</u>  |
| <b>TOTAL JUDICIAL</b>             | <u>\$ 5,472,963</u>        | <u>\$ 5,461,468</u>     | <u>\$ 5,200,457</u> | <u>\$ 261,011</u>  |
| <b>PUBLIC SAFETY</b>              |                            |                         |                     |  |
| <i>Fire Protection</i>            |                            |                         |                     |  |
| Personnel Service                 | 97,341                     | 97,341                  | 91,760              | 5,581  |
| Operations                        | 28,200                     | 28,200                  | 22,911              | 5,289  |
| Other Services                    | 575,673                    | 575,673                 | 573,171             | 2,502  |
| <i>Total Fire Protection</i>      | <u>701,214</u>             | <u>701,214</u>          | <u>687,842</u>      | <u>13,372</u>  |
| <i>Law Enforcement</i>            |                            |                         |                     |  |
| <i>Constable Precinct 1</i>       |                            |                         |                     |  |
| Personnel Service                 | 134,613                    | 134,613                 | 130,450             | 4,163  |
| Operations                        | 29,713                     | 29,713                  | 25,525              | 4,188  |
| <i>Total Constable Precinct 1</i> | <u>164,326</u>             | <u>164,326</u>          | <u>155,975</u>      | <u>8,351</u>   |
| <i>Constable Precinct 2</i>       |                            |                         |                     |  |
| Personnel Service                 | 84,852                     | 84,852                  | 82,560              | 2,292  |
| Operations                        | 31,300                     | 31,300                  | 25,979              | 5,321  |
| Capital Outlay                    | 28,500                     | 28,500                  | 28,390              | 110  |
| <i>Total Constable Precinct 2</i> | <u>144,652</u>             | <u>144,652</u>          | <u>136,929</u>      | <u>7,723</u>   |
| <i>Constable Precinct 3</i>       |                            |                         |                     |  |
| Personnel Service                 | 85,607                     | 85,607                  | 85,279              | 328  |
| Operations                        | 29,330                     | 29,330                  | 27,561              | 1,769  |
| <i>Total Constable Precinct 3</i> | <u>114,937</u>             | <u>114,937</u>          | <u>112,840</u>      | <u>2,097</u>   |
| <i>Constable Precinct 4</i>       |                            |                         |                     |  |
| Personnel Service                 | 86,513                     | 86,513                  | 83,998              | 2,515  |
| Operations                        | 17,800                     | 17,800                  | 15,305              | 2,495  |
| Capital Outlay                    | 28,500                     | 28,500                  | 28,390              | 110  |
| <i>Total Constable Precinct 4</i> | <u>132,813</u>             | <u>132,813</u>          | <u>127,693</u>      | <u>5,120</u>   |

**GUADALUPE COUNTY, TEXAS**  
**SCHEDULE OF REVENUES, EXPENDITURES, AND CHANGES**  
**IN FUND BALANCES - BUDGET AND ACTUAL (continued)**  
**GENERAL FUND**  
**For the Year Ended September 30, 2014**

|  | <b>Original<br/>Budget</b> | <b>Final<br/>Budget</b> | <b>Actual</b>        | <b>Variance<br/>from Amended<br/>Positive<br/>(Negative)</b> |
|--|----------------------------|-------------------------|----------------------|--|
| <i>County Sheriff</i>  |                            |                         |                      |  |
| Personnel Service  | \$ 8,085,567               | \$ 7,999,224            | 7,681,940            | \$ 317,284   |
| Operations   | 1,017,300                  | 1,057,871               | 1,012,831            | 45,040   |
| Capital Outlay   | 56,000                     | 487,668                 | 402,266              | 85,402   |
| <i>Total County Sheriff</i>                                  | <u>9,158,867</u>           | <u>9,544,763</u>        | <u>9,097,037</u>     | <u>447,726</u>   |
| <i>Department of Public Safety</i>                           |                            |                         |                      |  |
| Personnel Service  | 121,110                    | 121,110                 | 115,343              | 5,767  |
| Operations   | 33,271                     | 33,271                  | 27,235               | 6,036  |
| <i>Total Department of Public Safety</i>                     | <u>154,381</u>             | <u>154,381</u>          | <u>142,578</u>       | <u>11,803</u>  |
| <i>Total Law Enforcement</i>                                 | <u>9,869,976</u>           | <u>10,255,872</u>       | <u>9,773,052</u>     | <u>482,820</u>   |
| <i>Corrections</i>   |                            |                         |                      |  |
| <i>Feeding and Care of Prisoners</i>                         |                            |                         |                      |  |
| Personnel Service  | 6,953,363                  | 6,418,363               | 5,879,586            | 538,777  |
| Operations   | 1,658,500                  | 1,643,312               | 1,230,345            | 412,967  |
| Capital Outlay   |                            | 15,188                  | 14,006               | 1,182  |
| <i>Total Feeding and Care of Prisoners</i>                   | <u>8,611,863</u>           | <u>8,076,863</u>        | <u>7,123,937</u>     | <u>952,926</u>   |
| <i>Adult Probation Local Support</i>                         |                            |                         |                      |  |
| Operations   | 68,500                     | 68,500                  | 66,624               | 1,876  |
| <i>Total Corrections</i>                                     | <u>8,680,363</u>           | <u>8,145,363</u>        | <u>7,190,561</u>     | <u>954,802</u>   |
| <i>Emergency Management</i>                                  |                            |                         |                      |  |
| Personnel Service  | 98,423                     | 98,423                  | 94,367               | 4,056  |
| Operations   | 32,800                     | 32,800                  | 25,897               | 6,903  |
| <i>Total Emergency Management</i>                            | <u>131,223</u>             | <u>131,223</u>          | <u>120,264</u>       | <u>10,959</u>  |
| <b>TOTAL PUBLIC SAFETY</b>                                   | <u>\$ 19,382,776</u>       | <u>\$ 19,233,672</u>    | <u>\$ 17,771,719</u> | <u>\$ 1,461,953</u>  |
| <b>INFRASTRUCTURE &amp; ENVIRONMENTAL SERVICES</b>           |                            |                         |                      |  |
| <i>Landfill Operation</i>                                    |                            |                         |                      |  |
| Operations   | 145,360                    | 145,360                 | 125,309              | 20,051   |
| <i>Total Landfill Operations</i>                             | <u>145,360</u>             | <u>145,360</u>          | <u>125,309</u>       | <u>20,051</u>  |
| <b>TOTAL INFRASTRUCTURE &amp;<br/>ENVIRONMENTAL SERVICES</b> | <u>\$ 145,360</u>          | <u>\$ 145,360</u>       | <u>\$ 125,309</u>    | <u>\$ 20,051</u>   |

**GUADALUPE COUNTY, TEXAS**

*SCHEDULE OF REVENUES, EXPENDITURES, AND CHANGES*

*IN FUND BALANCES - BUDGET AND ACTUAL (continued)*

**GENERAL FUND**

*For the Year Ended September 30, 2014*

|   | <u>Original<br/>Budget</u> | <u>Final<br/>Budget</u> | <u>Actual</u>        | <u>Variance<br/>from Amended<br/>Positive<br/>(Negative)</u> |
|---|----------------------------|-------------------------|----------------------|--|
| <b>HEALTH &amp; SOCIAL SERVICES</b>         |                            |                         |                      |  |
| <i>Health Services</i>                      |                            |                         |                      |  |
| Operations                                  | \$ 3,716,491               | \$ 3,831,799            | 3,803,388            | \$ 28,411  |
| Other Services                              | 606,896                    | 606,896                 | 570,760              | 36,136   |
| <i>Total Health Services</i>                | <u>4,323,387</u>           | <u>4,438,695</u>        | <u>4,374,148</u>     | <u>64,547</u>  |
| <i>Veterans Services</i>                    |                            |                         |                      |  |
| Personnel Service                           | 88,908                     | 81,408                  | 79,332               | 2,076  |
| Operations                                  | 9,050                      | 9,050                   | 3,930                | 5,120  |
| <i>Total Veterans Services</i>              | <u>97,958</u>              | <u>90,458</u>           | <u>83,262</u>        | <u>7,196</u>   |
| <i>Sanitation</i>                           |                            |                         |                      |  |
| Personnel Service                           | 288,765                    | 288,765                 | 284,518              | 4,247  |
| Operations                                  | 35,575                     | 35,575                  | 34,004               | 1,571  |
| <i>Total Sanitation</i>                     | <u>324,340</u>             | <u>324,340</u>          | <u>318,522</u>       | <u>5,818</u>   |
| <i>Animal Control</i>                       |                            |                         |                      |  |
| Personnel Service                           | 218,352                    | 218,352                 | 206,121              | 12,231   |
| Operations                                  | 52,300                     | 52,300                  | 42,412               | 9,888  |
| Capital Outlay                              | 20,500                     | 20,500                  | 20,192               | 308  |
| <i>Total Animal Control</i>                 | <u>270,652</u>             | <u>291,152</u>          | <u>268,725</u>       | <u>22,427</u>  |
| <i>Agricultural Extension Service</i>       |                            |                         |                      |  |
| Personnel Service                           | 257,198                    | 257,198                 | 252,040              | 5,158  |
| Operations                                  | 33,400                     | 42,400                  | 37,873               | 4,527  |
| Capital Outlay                              | 7,000                      | 7,000                   | 6,707                | 293  |
| <i>Total Agricultural Extension Service</i> | <u>297,598</u>             | <u>306,598</u>          | <u>296,620</u>       | <u>9,978</u>   |
| <b>TOTAL HEALTH &amp; SOCIAL SERVICES</b>   | <u>\$ 5,313,935</u>        | <u>\$ 5,451,243</u>     | <u>\$ 5,341,277</u>  | <u>\$ 109,966</u>  |
| <b>TOTAL EXPENDITURES</b>                   | <u>\$ 40,160,804</u>       | <u>\$ 40,643,349</u>    | <u>\$ 37,862,876</u> | <u>\$ 2,780,473</u>  |
| Excess (Deficiency) of Revenues             |                            |                         |                      |  |
| Over (Under) Expenditures                   | <u>3,007,733</u>           | <u>3,140,667</u>        | <u>7,623,908</u>     | <u>4,483,241</u>   |

**GUADALUPE COUNTY, TEXAS**

**SCHEDULE OF REVENUES, EXPENDITURES, AND CHANGES**

**IN FUND BALANCES - BUDGET AND ACTUAL (continued)**

**GENERAL FUND**

*For the Year Ended September 30, 2014*

|   | <u>Original<br/>Budget</u> | <u>Final<br/>Budget</u> | <u>Actual</u>        | <u>Variance<br/>from Amended<br/>Positive<br/>(Negative)</u> |
|---|----------------------------|-------------------------|----------------------|--|
| <b>OTHER FINANCING SOURCES (USES)</b>           |                            |                         |                      |  |
| Transfers in                                    | \$ 940,000                 | \$ 940,000              | \$ 750,000           | \$ (190,000)   |
| Transfers out                                   | <u>(4,550,525)</u>         | <u>(11,117,613)</u>     | <u>(11,117,612)</u>  | <u>1</u>   |
| <b>TOTAL OTHER FINANCING SOURCES<br/>(USES)</b> | <u>(3,610,525)</u>         | <u>(10,177,613)</u>     | <u>(10,367,612)</u>  | <u>(189,999)</u>   |
| Net Changes in Fund Balances                    | (602,792)                  | (7,036,946)             | (2,743,704)          | 4,293,242  |
| <b>Fund Balances, Beginning of Year</b>         | <u>25,076,433</u>          | <u>25,076,433</u>       | <u>25,076,433</u>    |  |
| <b>Fund Balances, End of Year</b>               | <u>\$ 24,473,641</u>       | <u>\$ 18,039,487</u>    | <u>\$ 22,332,729</u> | <u>\$ 4,293,242</u>  |

**GUADALUPE COUNTY, TEXAS**  
**SCHEDULE OF REVENUES, EXPENDITURES, AND CHANGES**  
**IN FUND BALANCE - BUDGET AND ACTUAL**  
**ROAD AND BRIDGE FUND**  
**For the Year Ended September 30, 2014**

|   | <b>Original<br/>Budget</b> | <b>Final<br/>Budget</b> | <b>Actual</b>       | <b>Variance<br/>from Amended<br/>Positive<br/>(Negative)</b> |
|---|----------------------------|-------------------------|---------------------|--|
| <b>REVENUES</b>                           |                            |                         |                     |  |
| Property taxes                            | \$ 5,151,000               | \$ 5,151,000            | \$ 5,205,003        | \$ 54,003  |
| Other Taxes                               | 1,620,000                  | 1,620,000               | 1,749,382           | 129,382  |
| Licenses and permits                      | 2,800                      | 2,800                   | 3,375               | 575  |
| Intergovernmental                         | 122,000                    | 134,515                 | 130,808             | (3,707)  |
| Fines and forfeitures                     | 390,000                    | 390,000                 | 373,363             | (16,637)   |
| Earnings on investments                   | 5,000                      | 5,000                   | 7,159               | 2,159  |
| Miscellaneous                             | 100                        | 46,630                  | 47,295              | 665  |
| <b>TOTAL REVENUES</b>                     | <b>7,290,900</b>           | <b>7,349,945</b>        | <b>7,516,385</b>    | <b>166,440</b>   |
| <b>EXPENDITURES</b>                       |                            |                         |                     |  |
| Infrastructure and Environmental Services |                            |                         |                     |  |
| Personnel Services                        | 4,018,146                  | 3,928,806               | 3,773,316           | 155,490  |
| Operations                                | 3,170,450                  | 3,152,684               | 3,047,515           | 105,169  |
| Capital Outlay                            | 788,000                    | 1,039,845               | 769,077             | 270,768  |
| <b>TOTAL EXPENDITURES</b>                 | <b>7,976,596</b>           | <b>8,121,335</b>        | <b>7,589,908</b>    | <b>531,427</b>   |
| Net Changes in Fund Balances              | (685,696)                  | (771,390)               | (73,523)            | 697,867  |
| <b>Fund Balances - Beginning of Year</b>  | <b>2,031,403</b>           | <b>2,031,403</b>        | <b>2,031,403</b>    |  |
| <b>Fund Balances - End of Year</b>        | <b>\$ 1,345,707</b>        | <b>\$ 1,260,013</b>     | <b>\$ 1,957,880</b> | <b>\$ 697,867</b>  |



## **GUADALUPE COUNTY, TEXAS**

### **NOTES TO SCHEDULES OF REVENUES, EXPENDITURES**

### **AND CHANGES IN FUND BALANCES - BUDGET AND ACTUAL**

*For the Year Ended September 30, 2014*

#### **Budget and Budgetary Accounting**

An annual budget is adopted for substantially all governmental funds of the County. Budget to actual comparison schedules have been included for all funds with a legally adopted budget. Actual expenditures may not legally exceed budgeted appropriations at the expense summary classification level.

The procedures followed by Guadalupe County in establishing the budgetary data reflected in the financial statements are as follows:

*Budget Preparation* - The County Judge, assisted by the County Auditor, prepares a proposed operating budget for the fiscal year beginning the following October 1, and files the proposed budget with the County Clerk in whose office it is available for public inspection. The operating budget includes proposed expenditures and the means of financing them.

*Public Hearing* - After proper publication of notice, a budget hearing is conducted by the Commissioners' Court to obtain taxpayer comments.

*Budget Adoption* - During a regular term of the Commissioners' Court the budget is adopted through the passage of an order. A separate order is provided in the budget.

*Amendments to Budget* - Amendments to the budget to transfer budgeted amounts from one budget classification (summary line) to another may be made by the Commissioners' Court at its discretion. Amendments to provide for items not included in the original budget may be made by the Commissioners' Court upon finding and declaring the existence of an emergency sufficient to require such action. The final amended budget is presented in this report.

*Formal Budgetary Integration* - Formal budgetary integration is employed as a management control device during the year for the General, Special Revenue, Debt Service, Capital Projects, and Internal Service Funds.

*Budgets on GAAP Basis* - The Budgets for all governmental fund types are adopted on a basis consistent with Generally Accepted Accounting Principles (GAAP).

*Expenditure Classifications* - Budget is adopted by department for personnel services, operations and capital outlay. For management purposes, however, accounting records are maintained to match actual expenditures against several more detailed classifications within each of the budget categories.

*Lapse of Appropriations* - All budget appropriations lapse at the end of each fiscal period. Encumbrances represent commitments related to unperformed contracts for goods and services. Encumbrance accounting, under which purchase orders, contracts and other commitments for the expenditures of resources are recorded to reserve that portion of the applicable appropriation, is utilized in the governmental funds. Encumbrances lapse at the end of each year and do not constitute expenditures or liabilities because the commitments must be reappropriated and honored during the subsequent year.

**GUADALUPE COUNTY, TEXAS**  
**INFRASTRUCTURE ASSETS (ROADS) UNDER THE**  
**MODIFIED APPROACH**  
*For the Year Ended September 30, 2014*

The county performs periodic physical condition assessments to determine whether infrastructure assets are being maintained at levels requested.

The condition of road pavement is measured using the Pavement Condition Ratings and Images (PCR) management system, which is based on a weighted average of six distress factors found in pavement surfaces. The PCR uses the following scale to measure pavement surfaces.

| <u>Condition</u>  | <u>Rating</u> | <u>Description</u>  |
|-------------------|---------------|---|
| Excellent         | 5             | New or Nearly New Pavements.  |
| Good to Excellent | 4             | Free of cracks, patches, or rutting. Pavements exhibiting few, if any variable signs of surface deterioration.      |
| Good              | 3.3           | Evidence of initial deterioration, including hairline cracks and minor rutting.                                     |
| Fair to Poor      | 2.4           | Visible defects, including moderate cracking, distortion and rutting. Some patches may now be present.              |
| Poor              | 1.2           | Extremely deteriorated pavement. Defects include severe cracking, distortion, and rutting. Very extensive patching. |
| Very Poor         | 0.8           | Pavement is completely deteriorated.  |

The condition of the county roads is rated according to the PCR in linear feet as follows:

| <u>Condition</u>  | <u>2014</u> | <u>2013</u> | <u>2012</u> | <u>2011</u> | <u>2010</u> |
|-------------------|-------------|-------------|-------------|-------------|-------------|
| Excellent         | 11.94%      | 17.62%      | 15.88%      | 15.69%      | 17.67%      |
| Good to Excellent | 56.48%      | 57.90%      | 54.87%      | 50.42%      | 53.87%      |
| Good              | 24.97%      | 23.43%      | 27.56%      | 30.92%      | 26.00%      |
| Fair to Poor      | 6.23%       | 0.93%       | 1.43%       | 2.71%       | 2.26%       |
| Poor              | 0.12%       | 0.12%       | 0.26%       | 0.26%       | 0.21%       |
| Very Poor         | 0.26%       | 0.00%       | 0.00%       | 0.00%       | 0.00%       |

The County's policy is to maintain at least 80% of its road system at a good (3.3) or better condition level.

**GUADALUPE COUNTY, TEXAS**  
**INFRASTRUCTURE ASSETS (ROADS) UNDER THE**  
**MODIFIED APPROACH (continued)**  
**For the Year Ended September 30, 2014**

The County spends the amount necessary to maintain its infrastructure assets at or above a condition level of 3.3. As a measure of the county’s maintenance efforts, the following chart shows actual-to-budget infrastructure maintenance expenses of the Road & Bridge Department. These infrastructure maintenance costs consist of all personnel and operating costs within the Road and Bridge Department that are used to maintain roads, as well as resurfacing and roadway landscaping costs.

Budget versus actual infrastructure maintenance costs:

|        | <u>2014</u> | <u>2013</u> | <u>2012</u> | <u>2011</u> | <u>2010</u> | <u>2009</u>  | <u>2008</u>  |
|--------|-------------|-------------|-------------|-------------|-------------|--------------|--------------|
| Budget | \$4,900,987 | \$4,249,773 | \$3,942,607 | \$3,969,777 | \$3,643,439 | \$ 3,287,402 | \$ 3,568,047 |
| Actual | 4,580,287   | 4,079,059   | 3,707,406   | 3,880,630   | 3,605,778   | 3,137,914    | 3,603,010    |

By using the “modified approach,” the County’s accounting practices for infrastructure assets are in agreement with the County’s plans for maintaining its infrastructure at the least overall cost over individual life cycles.

**GUADALUPE COUNTY, TEXAS**  
**REQUIRED SUPPLEMENTARY INFORMATION**  
**TEXAS COUNTY AND DISTRICT RETIREMENT SYSTEM**  
**ANALYSIS OF FUNDING PROGRESS**  
**LAST THREE CALENDAR YEARS**

| Actuarial valuation date   | <u>12/31/2011</u> | <u>12/31/2012</u> | <u>12/31/2013</u> |
|--|-------------------|-------------------|-------------------|
| Actuarial value of assets  | \$ 42,557,979     | \$ 45,437,166     | \$ 51,330,366     |
| Actuarial accrued liability (AAL)                                      | 51,948,892        | 55,735,670        | 61,165,144        |
| Unfunded or (overfunded) actuarial<br>accrued liability (UAAL or OAAL) | 9,390,913         | 10,298,504        | 9,834,778         |
| Funded ratio   | 81.92%            | 81.52%            | 83.92%            |
| Annual covered payroll (actuarial)                                     | 23,829,633        | 23,775,010        | 24,774,223        |
| UAAL or OAAL as % of<br>covered payroll                                | 39.41%            | 43.32%            | 39.70%            |

### **OTHER SUPPLEMENTARY INFORMATION**

Other supplementary information includes financial statements and schedules not required by the GASB, nor a part of the basic financial statements, but are presented for purposes of additional analysis. Such statements and schedule include:

- Combining Statements - Non-Major Governmental Funds
- Schedules of Revenues, Expenditures by Changes in Fund Balance - Non-Major Governmental Funds
- Combining Statements - Internal Service Funds
- Combining Statements - Agency Funds

**GUADALUPE COUNTY, TEXAS**  
**COMBINING FINANCIAL STATEMENTS**  
**NON-MAJOR GOVERNMENTAL FUNDS**

**CAPITAL PROJECTS FUND**

The Capital Projects Fund is used to account for capital projects such as major construction or acquisitions of capital assets budgeted for the county.

**DEBT SERVICE FUND**

The Debt Service Fund is used to account for the accumulation of resources and the subsequent disbursement of such resources to pay principal and interest on general long-term debt.

**SPECIAL REVENUE FUNDS**

Special Revenue Funds are used to account for the proceeds of specific revenue sources that are restricted by law or administrative action to be expended for specified purposes. The county maintains the following special revenue funds:

**JUVENILE PROBATION FUND**

The fund is used to account for the resources and expenses of the county's juvenile probation department. Under local government code section 140.003 the juvenile probation department is a specialized local entity with its own governing board but receives the majority of its' funding from the county.

**SHERIFF'S STATE FORFEITURE FUNDS**

The fund is used to account for state forfeiture proceeds awarded to the Sheriff's department under Chapter 59 of the Code of Criminal Procedures and is to be used solely for law enforcement purposes. The activity is included in the Sheriff's Forfeiture Funds schedule.

**SHERIFF'S FEDERAL FORFEITURE FUNDS**

The fund is used to account for federal forfeiture proceeds awarded to the Sheriff's department under the U.S. Department of Justice Equitable Sharing program and is to be used solely for law enforcement purposes. The activity is included in the Sheriff's Forfeiture Funds schedule.

**SHERIFF'S DONATION FUND**

The fund was created to account for donations made to the sheriff's department. The activity is included in the Sheriff's Forfeiture Funds schedule.

**JAIL COMMISSARY FUND**

The fund is used to account for the expenditures and proceeds of the jail commissary. The sheriff may use commissary proceeds only to: (1) fund, staff, and equip a program addressing the social needs of the county prisoners, including an educational or recreational program and religious or rehabilitative counseling; (2) supply county prisoners with clothing, writing materials, and hygiene supplies; (3) establish staff, and equip the commissary operation; (4) fund, staff, and equip a library for the educational use of county prisoners. Local Government Code 351.0415; or (5) fund physical plant improvements, technology, equipment, programs, services, and activities that provide for the well-being, health, safety, and security of the inmates and the facility.

**TITLE IV/E FEDERAL FOSTER CARE FUND**

To account for funds received under the federal Title IV-E Foster Care entitlement program. The Juvenile Probation department receives funds for juveniles placed in foster care.

**GUADALUPE COUNTY, TEXAS**  
**COMBINING FINANCIAL STATEMENTS**  
**NON-MAJOR GOVERNMENTAL FUNDS**

**JUVENILE DRUG COURT GRANT FUNDS**

To account for funds received from the Office of Governor's Criminal Justice Department under the various grant programs to fund a juvenile drug court program.

**TEXAS JUVENILE JUSTICE DEPARTMENT GRANT FUNDS**

To account for funds received from the Texas Juvenile Justice Department to provide probation and prevention services to juveniles residing in Guadalupe County. The funds are to be used for staff services, non-residential services, and residential services.

**HAVA GRANT FUNDS**

The fund was established to account for federal grant funds received from the Office of the Secretary of State under the Help America Vote Act to improve the voting process and to account for related program revenues received.

**MISCELLANEOUS SHORT-TERM GRANTS**

To account for revenues and expenditures related to short-term grants

**JUVENILE PROBATION FEES FUND**

To account for the probation fees collected under Texas Family Code Section 54.061. The fee may only be used for juvenile probation or community-based juvenile corrections services or facilities in which a juvenile may be required to live while under court supervision.

**LAW LIBRARY FUND**

The fund is used to account for the fee collected under Local Government Code 323.023. The fund must be used to establish a public law library, purchase or lease law library materials, maintain the library, and acquire furniture, shelving or equipment for the law library.

**FIRE CODE INSPECTION FEE FUND**

To account for the fee collected under Local Government Code 233.065. The fees collected may only be used for the administration and enforcement of the fire code.

**COUNTY CLERK RECORDS MANAGEMENT & PRESERVATION FUND**

A fund established under Local Government Code 203, section 203.003(5) to account for the fee the County Clerk may collect under Local Government Code section 118.011(b) (2). The fee must be spent in accordance with Local Government Code 118.0216 for records management and preservation services performed by the county clerk after the filing and recording of a document in the records of the office of the clerk.

**COUNTY RECORDS MANAGEMENT**

A fund established under Local Government Code 203, section 203.003(6) to account for the fees authorized under Local Government Code sections 118.052, 118.0546 and 118.0645 and Article 102.005(d) of the Code of Criminal Procedures. The fees collected may only be used for the purpose of records management and preservation and for county records' automation projects.

**COURTHOUSE SECURITY**

The fund was created to account for the fees authorized under Article 102.017 of the Code of Criminal Procedures. The fee is to help finance security services related to buildings that house the operations of district, county, or justice courts.

**GUADALUPE COUNTY, TEXAS**  
**COMBINING FINANCIAL STATEMENTS**  
**NON-MAJOR GOVERNMENTAL FUNDS**

**DISTRICT CLERK RECORDS MANAGEMENT**

The fund was established under Government Code section 51.317. The fees are to be used for the specific purpose of records management automation projects in the district clerk's office.

**JUSTICE COURT TECHNOLOGY FUND**

To account for the fee authorized under Code of Criminal Procedures Article 102.0173. The fund is under the direction of the Commissioners' Court and may only be used for improving technology in the justice courts as outlined under Article 102.0173(d).

**JUSTICE COURT SECURITY**

To account for the fees authorized under Article 102.017 of the Code of Criminal Procedures. The fee is to help finance security services for justice courts that are not located in the county courthouse.

**COURT REPORTER SERVICE FUND**

To account for the fee authorized under Government Code Section 51.601. The fund is under the direction of the commissioners' court and shall be used to assist in the payment of court-reporter related services such as transcription services.

**ALTERNATIVE DISPUTE RESOLUTION FUND**

To account for the fee authorized under Civil Procedures and Remedies 152.004. The fund is under the direction of the commissioners' court and may only be used to establish and maintain an alternative dispute resolution (mediation) system.

**COURT-INITIATED GUARDIANSHIP**

The fund is established under Local Government Code Section 118.067 to account for the fee collected under Local Government Code Section 118.052(2) (E). The fee is for the support of the judiciary in guardianships initiated under Section 683 of the Texas Probate Code.

**FAMILY PROTECTION FEE FUND**

To account for the fee assessed under Article 102.0186 of the Code of Criminal Procedures and the fee adopted under Section 51.961 of the Government Code. The fund is under the direction of the commissioners' court and can only be used to provide funding to nonprofit organizations in the county that provide programs for family violence and child abuse prevention, family strengthening and marriage preservation.

**COUNTY AND DISTRICT COURTS TECHNOLOGY FUND**

To account for the fee authorized under Code of Criminal Procedures Article 102.0169. The fund is under the direction of the Commissioners' Court and may only be used for the purposes outlined under Article 102.0169(d).

**SURPLUS FUNDS - ELECTION CONTRACTS**

To account for surplus revenue from election service contracts with other government entities. A surplus in the election contracts fund may only be used to defray expenses of the county election officer's office in connection with election-related duties or functions. The secretary of state shall prescribe regulations for the use of any surplus fund.



**GUADALUPE COUNTY, TEXAS**  
**COMBINING FINANCIAL STATEMENTS**  
**NON-MAJOR GOVERNMENTAL FUNDS**

**COUNTY ATTORNEY PRE-TRIAL INTERVENTION FUND**

To account for fees collected under Article 102.0121 of the Code of Criminal Procedures. The fee is paid by a defendant participating in a pre-trial intervention program administered by the county attorney. The fee may only be used for expenses directly related to the pre-trial intervention program.

**BAIL BOND SECURITY FUND**

The fund is used to account for fees and security deposited under Occupations Code section 1704.

**LAW ENFORCEMENT TRAINING FUNDS**

To account for funds received under Occupations Code 1701.157. The funds can only be used for the continuing education of licensed law enforcement officers or full-time paid law enforcement support personnel.

**DEPARTMENT OF HOMELAND SECURITY GRANTS**

To account for federal grant funds received from the U.S. Department of Homeland Security. This includes program revenue earned in prior years.

**DEPARTMENT OF JUSTICE GRANTS**

To account for federal grant funds received from the U.S. Department of Justice. This includes the Edward Byrne Memorial grants and the Office of Community Oriented Policing Services (COPS) grant.

**DISTRICT ATTORNEY GRANT**

To account for the Victim Coordinator Liaison Grant received from the Office of the Attorney General and administered by the District Attorney's office.

**25<sup>TH</sup> JUDICIAL DISTRICT ATTORNEY**

The fund is used to account for the resources and expenses of the district attorney of the 25<sup>th</sup> Judicial District. Under local government code section 140.003 the district attorney is a specialized local entity but receives the majority of its' funding from the county.

**DISTRICT ATTORNEY STATE FUNDS**

To account for the annual apportionment funds the district attorney receives from the State. This fund is not required to have a legally adopted budget.

**DISTRICT ATTORNEY FORFEITURE FUND**

The fund is used to account for state forfeiture proceeds awarded to the District Attorney under Chapter 59 of the Code of Criminal Procedures and is to be used solely for the official purposes of the office.

**CONSTABLE PRECINCT 3 STATE FORFEITURE FUNDS**

The fund is used to account for state forfeiture proceeds awarded to the Constable under Chapter 59 of the Code of Criminal Procedures and is to be used solely for law enforcement purposes.

**CONSTABLE PRECINCT 3 FEDERAL FORFEITURE FUNDS**

The fund is used to account for federal forfeiture proceeds awarded to the Constable under U.S. Department of Justice Equitable Sharing program and is to be used solely for law enforcement purposes.

**GUADALUPE COUNTY, TEXAS**  
**COMBINING FINANCIAL STATEMENTS**  
**NON-MAJOR GOVERNMENTAL FUNDS**

**ELECTIONS CONTRACT FUND**

To account for the revenues and expenditures related to the election services the County provides under contract to the Democratic and Republican Parties (including Primary and Run-off Elections) and other local government entity elections. This fund is not required to have a legally adopted budget.

**HOT CHECK FUND / COUNTY ATTORNEY**

The fund is used to account for the fees collected under Article 102.007 of the Code of Criminal Procedures. Expenditures from this fund shall be at the sole discretion of the attorney and may be used only to defray the salaries and expenses of the prosecutor's office, but in no event may the county attorney supplement his or her own salary from this fund. This fund is not required to have a legally adopted budget

**HOT CHECK FUND / DISTRICT ATTORNEY**

The fund is used to account for the fees collected under Article 102.007 of the Code of Criminal Procedures. Expenditures from this fund shall be at the sole discretion of the attorney and may be used only to defray the salaries and expenses of the prosecutor's office, but in no event may the district attorney supplement his or her own salary from this fund. This fund is not required to have a legally adopted budget.

**SPECIAL VIT INTEREST FUND**

The Tax Assessor-Collector holds funds collected under Chapter 23.122 of the Property Tax Code in an escrow account – the Vehicle Inventory Tax Escrow Account. Interest earned on the escrow account and any penalties assessed for non-payment on these property taxes are transferred to the Tax-Assessor-Collectors VIT Interest Fund. The funds may only be used to help defray the cost of administration of the prepayment procedure established under Chapter 23.122. This fund had no activity during the current fiscal year.

**GUADALUPE COUNTY, TEXAS**  
**COMBINING BALANCE SHEET**  
**NON-MAJOR GOVERNMENTAL FUNDS**  
*September 30, 2014*

|   | <b>Capital<br/>Projects</b> | <b>Debt<br/>Service<br/>Fund</b> | <b>Special<br/>Revenue<br/>Funds</b> | <b>Total<br/>Nonmajor<br/>Governmental<br/>Funds</b> |
|---|-----------------------------|----------------------------------|--------------------------------------|--|
| <b>Assets</b>   |                             |                                  |                                      |  |
| Cash and equivalents  | \$ 1,114,652                | \$ 167,953                       | \$ 3,887,821                         | \$ 5,170,426   |
| Investments   |                             | 20,075                           | 449,276                              | 469,351  |
| Taxes receivable, net   |                             | 71,722                           |                                      | 71,722   |
| Other receivables   |                             |                                  | 70,321                               | 70,321   |
| Due from other funds  |                             |                                  | 38,534                               | 38,534   |
| Inventory   |                             |                                  | 18,281                               | 18,281   |
| Prepaid items   | 6,871                       |                                  | 5,456                                | 12,327   |
| <b>Total Assets</b>   | <b>\$ 1,121,523</b>         | <b>\$ 259,750</b>                | <b>\$ 4,469,689</b>                  | <b>\$ 5,850,962</b>                                  |
| <b>Liabilities, Deferred Inflows of<br/>Resources and Fund Balances</b>       |                             |                                  |                                      |  |
| <b>Liabilities:</b>   |                             |                                  |                                      |  |
| Accounts payable  | \$ 40,413                   | \$                               | \$ 639,138                           | \$ 679,551   |
| Accrued wages and benefits  |                             |                                  | 187,862                              | 187,862  |
| Due to other funds  |                             |                                  | 38,534                               | 38,534   |
| Unearned revenue  |                             |                                  | 81,251                               | 81,251   |
| <b>Total Liabilities</b>  | <b>40,413</b>               |                                  | <b>946,785</b>                       | <b>987,198</b>                                       |
| <b>Deferred Inflows of Resources</b>  |                             |                                  |                                      |  |
| Unavailable revenue - property taxes  |                             | 69,990                           |                                      | 69,990   |
| <b>Total Deferred Inflows of Resources</b>                                    |                             | <b>69,990</b>                    |                                      | <b>69,990</b>  |
| <b>Fund Balances:</b>   |                             |                                  |                                      |  |
| Nonspendable  |                             |                                  |                                      |  |
| Prepays   | 6,871                       |                                  | 5,456                                | 12,327   |
| Inventories   |                             |                                  | 18,281                               | 18,281   |
| Restricted  |                             | 189,760                          | 3,499,167                            | 3,688,927  |
| Assigned  | 1,074,239                   |                                  |                                      | 1,074,239  |
| <b>Total Fund Balances</b>  | <b>1,081,110</b>            | <b>189,760</b>                   | <b>3,522,904</b>                     | <b>4,793,774</b>                                     |
| <b>Total Liabilities, Deferred Inflows<br/>of Resources and Fund Balances</b> | <b>\$ 1,121,523</b>         | <b>\$ 259,750</b>                | <b>\$ 4,469,689</b>                  | <b>\$ 5,850,962</b>                                  |

**GUADALUPE COUNTY, TEXAS**  
**COMBINING STATEMENT OF REVENUES,**  
**EXPENDITURES, AND CHANGES IN FUND BALANCE**  
**NON-MAJOR GOVERNMENTAL FUNDS**  
*For the Year Ended September 30, 2014*

|  | <b>Capital<br/>Projects</b> | <b>Debt<br/>Service<br/>Fund</b> | <b>Special<br/>Revenue<br/>Funds</b> | <b>Total<br/>Nonmajor<br/>Governmental<br/>Funds</b> |
|--|-----------------------------|----------------------------------|--------------------------------------|--|
| <b>Revenues</b>  |                             |                                  |                                      |  |
| Property taxes   | \$                          | \$ 1,769,533                     | \$                                   | \$ 1,769,533   |
| Licenses and permits   |                             |                                  | 2,090                                | 2,090  |
| Intergovernmental  |                             |                                  | 1,218,871                            | 1,218,871  |
| Charges for services   |                             |                                  | 1,087,139                            | 1,087,139  |
| Fines and forfeitures  |                             |                                  | 232,456                              | 232,456  |
| Earnings on investments  | 196                         | 280                              | 3,451                                | 3,927  |
| Miscellaneous  |                             |                                  | 10,838                               | 10,838   |
| <b>Total Revenues</b>  | <u>196</u>                  | <u>1,769,813</u>                 | <u>2,554,845</u>                     | <u>4,324,854</u>                                     |
| <b>Expenditures</b>  |                             |                                  |                                      |  |
| <b>Current:</b>  |                             |                                  |                                      |  |
| General government   | 438,530                     |                                  | 246,863                              | 685,393  |
| Judicial   |                             |                                  | 3,718,991                            | 3,718,991  |
| Public safety  |                             |                                  | 2,394,403                            | 2,394,403  |
| Health and social services   |                             |                                  | 7,400                                | 7,400  |
| <b>Capital Outlay</b>  | 3,333,748                   |                                  | 10,774                               | 3,344,522  |
| <b>Debt Service:</b>   |                             |                                  |                                      |  |
| Principal  |                             | 1,790,000                        |                                      | 1,790,000  |
| Interest and fiscal charges  |                             | 229,173                          |                                      | 229,173  |
| <b>Total Expenditures</b>  | <u>3,772,278</u>            | <u>2,019,173</u>                 | <u>6,378,431</u>                     | <u>12,169,882</u>                                    |
| <b>Excess (Deficiency) of Revenues<br/>Over (Under) Expenditures</b> |                             |                                  |                                      |  |
|  | <u>(3,772,082)</u>          | <u>(249,360)</u>                 | <u>(3,823,586)</u>                   | <u>(7,845,028)</u>                                   |
| <b>Other Financing Sources (Uses)</b>                                |                             |                                  |                                      |  |
| Transfers in   | 1,744,608                   | 5,500,000                        | 3,916,406                            | 11,161,014   |
| Transfers out  |                             |                                  | (43,402)                             | (43,402)   |
| Refunding bond issued  |                             | 8,035,000                        |                                      | 8,035,000  |
| Payment to refunded bond escrow agent                                |                             | (13,161,785)                     |                                      | (13,161,785)   |
| <b>Total other financing sources (uses)</b>                          | <u>1,744,608</u>            | <u>373,215</u>                   | <u>3,873,004</u>                     | <u>5,990,827</u>                                     |
| Net change in fund balances  | (2,027,474)                 | 123,855                          | 49,418                               | (1,854,201)  |
| <b>Fund balances - beginning of year</b>                             | 3,108,584                   | 65,905                           | 3,234,259                            | 6,408,748  |
| <b>Prior Period Adjustment</b>                                       |                             |                                  | 239,227                              | 239,227  |
| <b>Fund balances - end of year</b>                                   | <u>\$ 1,081,110</u>         | <u>\$ 189,760</u>                | <u>\$ 3,522,904</u>                  | <u>\$ 4,793,774</u>                                  |

**GUADALUPE COUNTY, TEXAS**  
**SCHEDULE OF REVENUES, EXPENDITURES, AND CHANGES**  
**IN FUND BALANCE - BUDGET AND ACTUAL**  
**CAPITAL PROJECTS FUND**  
**For the Year Ended September 30, 2014**

|  | <b>Final<br/>Budget</b> | <b>Actual</b> | <b>Variance<br/>from Amended<br/>Positive<br/>(Negative)</b> |
|--|-------------------------|---------------|--|
| <b>Revenues</b>  |                         |               |  |
| Earnings on investments  | \$                      | \$ 196        | \$ 196   |
| <b>Total Revenues</b>  |                         | 196           | 196  |
| <b>Expenditures</b>  |                         |               |  |
| Operations   | 600,000                 | 438,530       | 161,470  |
| Capital Outlay   | 3,760,776               | 3,333,748     | 427,028  |
| <b>Total Expenditures</b>  | 4,360,776               | 3,772,278     | 588,498  |
| <b>Excess (Deficiency) of Revenues<br/>Over (Under) Expenditures</b> | (4,360,776)             | (3,772,082)   | 588,694  |
| <b>Other Financing Sources (Uses)</b>                                |                         |               |  |
| Transfers in   | 1,744,608               | 1,744,608     |  |
| <b>Total Other Financing<br/>Sources (Uses)</b>                      | 1,744,608               | 1,744,608     |  |
| Net Changes in Fund Balances   | (2,616,168)             | (2,027,474)   | 588,694  |
| <b>Fund Balances - Beginning of Year</b>                             | 3,108,584               | 3,108,584     |  |
| <b>Fund Balances - End of Year</b>                                   | \$ 492,416              | \$ 1,081,110  | \$ 588,694   |

**GUADALUPE COUNTY, TEXAS**  
**SCHEDULE OF REVENUES, EXPENDITURES, AND CHANGES**  
**IN FUND BALANCE - BUDGET AND ACTUAL**  
**DEBT SERVICE FUND**  
*For the Year Ended September 30, 2014*

|  | <b>Final<br/>Budget</b> | <b>Actual</b>     | <b>Variance<br/>from Amended<br/>Positive<br/>(Negative)</b> |
|--|-------------------------|-------------------|--|
| <b>Revenues</b>  |                         |                   |  |
| Property taxes   | \$ 1,755,600            | \$ 1,769,533      | \$ 13,933  |
| Earnings on investments  | 500                     | 280               | (220)  |
| <b>Total Revenues</b>  | <u>1,756,100</u>        | <u>1,769,813</u>  | <u>13,713</u>  |
| <b>Expenditures</b>  |                         |                   |  |
| <b>Debt Service:</b>   |                         |                   |  |
| Principal and interest   | 14,690,000              | 1,790,000         | 12,900,000   |
| Interest and fiscal charges  | 497,420                 | 229,173           | 268,247  |
| <b>Total Expenditures</b>  | <u>15,187,420</u>       | <u>2,019,173</u>  | <u>13,168,247</u>  |
| <b>Excess (Deficiency) of Revenues<br/>Over (Under) Expenditures</b> | <u>(13,431,320)</u>     | <u>(249,360)</u>  | <u>13,181,960</u>  |
| <b>Other Financing Sources (Uses)</b>                                |                         |                   |  |
| Transfers in   | 5,500,000               | 5,500,000         |  |
| Refunding bond issued  | 8,035,000               | 8,035,000         |  |
| Payment to refunded bond escrow agent                                |                         | (13,161,785)      | (13,161,785)   |
| <b>Total Other Financing Sources (Uses)</b>                          | <u>13,535,000</u>       | <u>373,215</u>    | <u>(13,161,785)</u>  |
| Net Changes in Fund Balances   | 103,680                 | 123,855           | 20,175   |
| <b>Fund Balances - Beginning of Year</b>                             | <u>65,905</u>           | <u>65,905</u>     |  |
| <b>Fund Balances - End of Year</b>                                   | <u>\$ 169,585</u>       | <u>\$ 189,760</u> | <u>\$ 20,175</u>   |

**GUADALUPE COUNTY, TEXAS**  
**SCHEDULE OF REVENUES, EXPENDITURES, AND CHANGES**  
**IN FUND BALANCE - BUDGET AND ACTUAL**  
**JUVENILE PROBATION FUND - SPECIAL REVENUE FUND**  
*For the Year Ended September 30, 2014*

|  | <b>Final<br/>Budget</b> | <b>Actual</b>       | <b>Variance<br/>from Amended<br/>Positive<br/>(Negative)</b> |
|--|-------------------------|---------------------|--|
| <b>Revenues</b>  |                         |                     |  |
| Charges for Services   | \$ 290,450              | \$ 156,800          | \$ (133,650)   |
| Earnings on investments  | 1,400                   | 2,446               | 1,046  |
| Miscellaneous  | 3,823                   | 3,561               | (262)  |
| <b>Total Revenues</b>  | <u>295,673</u>          | <u>162,807</u>      | <u>(132,866)</u>   |
| <b>Expenditures</b>  |                         |                     |  |
| Judicial   |                         |                     |  |
| Personnel  | 2,816,713               | 2,701,057           | 115,656  |
| Operations   | 351,561                 | 218,033             | 133,528  |
| <b>Total Expenditures</b>  | <u>3,168,274</u>        | <u>2,919,090</u>    | <u>249,184</u>   |
| <b>Excess (Deficiency) of Revenues<br/>Over (Under) Expenditures</b> | <u>(2,872,601)</u>      | <u>(2,756,283)</u>  | <u>116,318</u>   |
| <b>Other Financing Sources (Uses)</b>                                |                         |                     |  |
| Transfers in   | 2,814,170               | 2,814,170           |  |
| Transfers out  | (16,711)                | (14,609)            | 2,102  |
| <b>Total Other Financing<br/>Sources (Uses)</b>                      | <u>2,797,459</u>        | <u>2,799,561</u>    | <u>2,102</u>   |
| Net Changes in Fund Balances   | (75,142)                | 43,278              | 118,420  |
| <b>Fund Balances - Beginning of Year</b>                             | <u>1,108,464</u>        | <u>1,108,464</u>    |  |
| <b>Fund Balances - End of Year</b>                                   | <u>\$ 1,033,322</u>     | <u>\$ 1,151,742</u> | <u>\$ 118,420</u>  |

**GUADALUPE COUNTY, TEXAS**  
**SCHEDULE OF REVENUES, EXPENDITURES, AND CHANGES**  
**IN FUND BALANCE - BUDGET AND ACTUAL**  
**SHERIFF'S FORFEITURE FUNDS - SPECIAL REVENUE FUND**  
*For the Year Ended September 30, 2014*

|  | <b>Final<br/>Budget</b> | <b>Actual</b>     | <b>Variance<br/>from Amended<br/>Positive<br/>(Negative)</b> |
|--|-------------------------|-------------------|--|
| <b>Revenues</b>                          |                         |                   |  |
| Fines and forfeitures                    | \$ 65,000               | \$ 199,035        | \$ 134,035   |
| Earnings on investments                  |                         | 259               | 259  |
| Miscellaneous                            |                         | 3,624             | 3,624  |
| <b>Total Revenues</b>                    | <u>65,000</u>           | <u>202,918</u>    | <u>137,918</u>   |
| <b>Expenditures</b>                      |                         |                   |  |
| Public Safety                            |                         |                   |  |
| Operations                               | 306,996                 | 252,730           | 54,266   |
| <b>Total Expenditures</b>                | <u>306,996</u>          | <u>252,730</u>    | <u>54,266</u>  |
| Net Changes in Fund Balances             | (241,996)               | (49,812)          | 192,184  |
| <b>Fund Balances - Beginning of Year</b> | <u>353,636</u>          | <u>353,636</u>    |  |
| <b>Fund Balances - End of Year</b>       | <u>\$ 111,640</u>       | <u>\$ 303,824</u> | <u>\$ 192,184</u>  |



**GUADALUPE COUNTY, TEXAS**  
**SCHEDULE OF REVENUES, EXPENDITURES, AND CHANGES**  
**IN FUND BALANCE - BUDGET AND ACTUAL**  
**JAIL COMMISSARY FUND - SPECIAL REVENUE FUND**  
**For the Year Ended September 30, 2014**

|  | <b>Final<br/>Budget</b> | <b>Actual</b>    | <b>Variance<br/>from Amended<br/>Positive<br/>(Negative)</b> |
|--|-------------------------|------------------|--|
| <b>Revenues</b>                          |                         |                  |  |
| Charges for Service                      | \$ 213,000              | \$ 233,361       | \$ 20,361  |
| Earnings on investments                  | 50                      | 68               | 18   |
| <b>Total Revenues</b>                    | <u>213,050</u>          | <u>233,429</u>   | <u>20,379</u>  |
| <b>Expenditures</b>                      |                         |                  |  |
| Operations                               | <u>267,000</u>          | <u>238,475</u>   | <u>28,525</u>  |
| <b>Total Expenditures</b>                | <u>267,000</u>          | <u>238,475</u>   | <u>28,525</u>  |
| Net Changes in Fund Balances             | (53,950)                | (5,046)          | 48,904   |
| <b>Fund Balances - Beginning of Year</b> | <u>65,306</u>           | <u>65,306</u>    |  |
| <b>Fund Balances - End of Year</b>       | <u>\$ 11,356</u>        | <u>\$ 60,260</u> | <u>\$ 48,904</u>   |

**GUADALUPE COUNTY, TEXAS**  
**SCHEDULE OF REVENUES, EXPENDITURES, AND CHANGES**  
**IN FUND BALANCE - BUDGET AND ACTUAL**  
**TITLE IV/E FEDERAL FOSTER CARE FUND - SPECIAL REVENUE FUND**  
**For the Year Ended September 30, 2014**

|  | <b>Final<br/>Budget</b> | <b>Actual</b>    | <b>Variance<br/>from Amended<br/>Positive<br/>(Negative)</b> |
|--|-------------------------|------------------|--|
| <b>Revenues</b>                          |                         |                  |  |
| Intergovernmental                        | \$ 25,350               | \$               | \$ (25,350)  |
| Earnings on investments                  | 120                     | 150              | 30   |
| <b>Total Revenues</b>                    | <u>25,470</u>           | <u>150</u>       | <u>(25,320)</u>  |
| <b>Expenditures</b>                      |                         |                  |  |
| Operations                               | <u>38,750</u>           | <u>6,405</u>     | <u>32,345</u>  |
| <b>Total Expenditures</b>                | <u>38,750</u>           | <u>6,405</u>     | <u>32,345</u>  |
| Net Changes in Fund Balances             | (13,280)                | (6,255)          | 7,025  |
| <b>Fund Balances - Beginning of Year</b> | <u>74,394</u>           | <u>74,394</u>    |  |
| <b>Fund Balances - End of Year</b>       | <u>\$ 61,114</u>        | <u>\$ 68,139</u> | <u>\$ 7,025</u>  |

**GUADALUPE COUNTY, TEXAS**  
**SCHEDULE OF REVENUES, EXPENDITURES, AND CHANGES**  
*IN FUND BALANCE - BUDGET AND ACTUAL*  
**JUVENILE DRUG COURT - SPECIAL REVENUE FUND**  
*For the Year Ended September 30, 2014*

|  | <b>Final<br/>Budget</b> | <b>Actual</b>       | <b>Variance<br/>from Amended<br/>Positive<br/>(Negative)</b> |
|--|-------------------------|---------------------|--|
| <b>Revenues</b>  |                         |                     |  |
| Intergovernmental  | \$ 160,411              | \$ 131,484          | \$ (28,927)  |
| <b>Total Revenues</b>  | <u>160,411</u>          | <u>131,484</u>      | <u>(28,927)</u>  |
| <b>Expenditures</b>  |                         |                     |  |
| Personnel Services   | 123,721                 | 123,001             | 720  |
| Operations   | 54,514                  | 23,092              | 31,422   |
| <b>Total Expenditures</b>                                    | <u>178,235</u>          | <u>146,093</u>      | <u>32,142</u>  |
| Excess (Deficiency) of Revenues<br>Over (Under) Expenditures | <u>(17,824)</u>         | <u>(14,609)</u>     | <u>3,215</u>   |
| <b>Other Financing Sources (Uses)</b>                        |                         |                     |  |
| Transfers in   | 17,824                  | 14,609              | (3,215)  |
| <b>Total Other Financing Sources (Uses)</b>                  | <u>17,824</u>           | <u>14,609</u>       | <u>(3,215)</u>   |
| Net Changes in Fund Balances                                 |                         |                     |  |
| <b>Fund Balances, Beginning of Year</b>                      | <u>          </u>       | <u>          </u>   | <u>          </u>  |
| <b>Fund Balances, End of Year</b>                            | <u>\$          </u>     | <u>\$          </u> | <u>\$          </u>  |

**GUADALUPE COUNTY, TEXAS**  
**SCHEDULE OF REVENUES, EXPENDITURES, AND CHANGES**  
**IN FUND BALANCE - BUDGET AND ACTUAL**  
**TEXAS JUVENILE JUSTICE DEPARTMENT - SPECIAL REVENUE FUND**  
*For the Year Ended September 30, 2014*

|  | <u>Final<br/>Budget</u> | <u>Actual</u>  | <u>Variance<br/>from Amended<br/>Positive<br/>(Negative)</u> |
|--|-------------------------|----------------|--|
| <b>Revenues</b>                          |                         |                |  |
| Intergovernmental                        | \$ 848,178              | \$ 846,889     | \$ (1,289)   |
| <b>Total Revenues</b>                    | <u>848,178</u>          | <u>846,889</u> | <u>(1,289)</u>   |
| <b>Expenditures</b>                      |                         |                |  |
| Personnel Services                       | 523,087                 | 523,087        |  |
| Operations                               | <u>325,091</u>          | <u>323,802</u> | <u>1,289</u>   |
| <b>Total Expenditures</b>                | <u>848,178</u>          | <u>846,889</u> | <u>1,289</u>   |
| Net Changes in Fund Balances             |                         |                |  |
| <b>Fund Balances - Beginning of Year</b> | <u>(2)</u>              | <u>(2)</u>     |  |
| <b>Fund Balances - End of Year</b>       | <u>\$ (2)</u>           | <u>\$ (2)</u>  | <u>\$</u>  |

**GUADALUPE COUNTY, TEXAS**  
**SCHEDULE OF REVENUES, EXPENDITURES, AND CHANGES**  
**IN FUND BALANCE - BUDGET AND ACTUAL**  
**HELP AMERICANS VOTE ACT (HAVA) FUND PROGRAM REVENUE - SPECIAL REVENUE FUN**  
**For the Year Ended September 30, 2014**

|  | <b>Final<br/>Budget</b> | <b>Actual</b> | <b>Variance<br/>from Amended<br/>Positive<br/>(Negative)</b> |
|--|-------------------------|---------------|--|
| <b>Revenues</b>                          |                         |               |  |
| Intergovernmental                        | \$                      | \$            | \$   |
| Charges for Services                     |                         |               |  |
| <b>Total Revenues</b>                    |                         |               |  |
| <b>Expenditures</b>                      |                         |               |  |
| General Government                       |                         |               |  |
| Operations                               | 10,000                  |               | 10,000   |
| <b>Total Expenditures</b>                | 10,000                  |               | 10,000   |
| Net Changes in Fund Balances             | (10,000)                |               | 10,000   |
| <b>Fund Balances - Beginning of Year</b> | 49,901                  | 49,901        |  |
| <b>Fund Balances - End of Year</b>       | \$ 39,901               | \$ 49,901     | \$ 10,000  |

**GUADALUPE COUNTY, TEXAS**  
**SCHEDULE OF REVENUES, EXPENDITURES, AND CHANGES**  
**IN FUND BALANCE - BUDGET AND ACTUAL**  
**MISCELLANEOUS SHORT-TERM GRANTS - SPECIAL REVENUE FUND**  
*For the Year Ended September 30, 2014*

|  | <u>Final<br/>Budget</u> | <u>Actual</u>   | <u>Variance<br/>from Amended<br/>Positive<br/>(Negative)</u> |
|--|-------------------------|-----------------|--|
| <b>Revenues</b>                          |                         |                 |  |
| Intergovernmental                        | \$ 24,400               | \$ 23,736       | \$ (664)   |
| <b>Total Revenues</b>                    | <u>24,400</u>           | <u>23,736</u>   | <u>(664)</u>   |
| <b>Expenditures</b>                      |                         |                 |  |
| Public Safety                            |                         |                 |  |
| Personnel Services                       | 11,260                  | 10,786          | 474  |
| Operations                               | 18,393                  | 17,057          | 1,336  |
| <b>Total Expenditures</b>                | <u>29,653</u>           | <u>27,843</u>   | <u>1,810</u>   |
| Net Changes in Fund Balances             | (5,253)                 | (4,107)         | 1,146  |
| <b>Fund Balances - Beginning of Year</b> | <u>5,252</u>            | <u>5,252</u>    |  |
| <b>Fund Balances - End of Year</b>       | <u>\$ (1)</u>           | <u>\$ 1,145</u> | <u>\$ 1,146</u>  |

**GUADALUPE COUNTY, TEXAS**  
**SCHEDULE OF REVENUES, EXPENDITURES, AND CHANGES**  
**IN FUND BALANCE - BUDGET AND ACTUAL**  
**JUVENILE PROBATION FEES FUND - SPECIAL REVENUE FUND**  
*For the Year Ended September 30, 2014*

|  | <b>Final<br/>Budget</b> | <b>Actual</b>    | <b>Variance<br/>from Amended<br/>Positive<br/>(Negative)</b> |
|--|-------------------------|------------------|--|
| <b>Revenues</b>                          |                         |                  |  |
| Charges for Services                     | \$ 6,600                | \$ 8,493         | \$ 1,893   |
| Earnings on investments                  | 60                      | 31               | (29)   |
| <b>Total Revenues</b>                    | <u>6,660</u>            | <u>8,524</u>     | <u>1,864</u>   |
| <b>Expenditures</b>                      |                         |                  |  |
| Judicial                                 |                         |                  |  |
| Operations                               | 17,050                  | 8,944            | 8,106  |
| <b>Total Expenditures</b>                | <u>17,050</u>           | <u>8,944</u>     | <u>8,106</u>   |
| Net Changes in Fund Balances             | (10,390)                | (420)            | 9,970  |
| <b>Fund Balances - Beginning of Year</b> | <u>14,129</u>           | <u>14,129</u>    |  |
| <b>Fund Balances - End of Year</b>       | <u>\$ 3,739</u>         | <u>\$ 13,709</u> | <u>\$ 9,970</u>  |

**GUADALUPE COUNTY, TEXAS**  
**SCHEDULE OF REVENUES, EXPENDITURES, AND CHANGES**  
**IN FUND BALANCE - BUDGET AND ACTUAL**  
**LAW LIBRARY FUND - SPECIAL REVENUE FUND**  
**For the Year Ended September 30, 2014**

|  | <u>Final<br/>Budget</u> | <u>Actual</u>    | <b>Variance<br/>from Amended<br/>Positive<br/>(Negative)</b> |
|--|-------------------------|------------------|--|
| <b>Revenues</b>                          |                         |                  |  |
| Charges for Services                     | \$ 60,000               | \$ 56,725        | \$ (3,275)   |
| <b>Total Revenues</b>                    | <u>60,000</u>           | <u>56,725</u>    | <u>(3,275)</u>   |
| <b>Expenditures</b>                      |                         |                  |  |
| Judicial                                 |                         |                  |  |
| Operations                               | 60,200                  | 58,272           | 1,928  |
| <b>Total Expenditures</b>                | <u>60,200</u>           | <u>58,272</u>    | <u>1,928</u>   |
| Net Changes in Fund Balances             | (200)                   | (1,547)          | (1,347)  |
| <b>Fund Balances - Beginning of Year</b> | <u>63,063</u>           | <u>63,063</u>    |  |
| <b>Fund Balances - End of Year</b>       | <u>\$ 62,863</u>        | <u>\$ 61,516</u> | <u>\$ (1,347)</u>  |



**GUADALUPE COUNTY, TEXAS**  
**SCHEDULE OF REVENUES, EXPENDITURES, AND CHANGES**  
**IN FUND BALANCE - BUDGET AND ACTUAL**  
**FIRE CODE INSPECTION FEE FUND - SPECIAL REVENUE FUND**  
*For the Year Ended September 30, 2014*

|  | <u>Final<br/>Budget</u> | <u>Actual</u>    | <u>Variance<br/>from Amended<br/>Positive<br/>(Negative)</u> |
|--|-------------------------|------------------|--|
| <b>Revenues</b>                          |                         |                  |  |
| Charges for Services                     | \$ 13,000               | \$ 33,320        | \$ 20,320  |
| <b>Total Revenues</b>                    | <u>13,000</u>           | <u>33,320</u>    | <u>20,320</u>  |
| <b>Expenditures</b>                      |                         |                  |  |
| Public Safety                            |                         |                  |  |
| Operations                               | 15,000                  | 8,250            | 6,750  |
| <b>Total Expenditures</b>                | <u>15,000</u>           | <u>8,250</u>     | <u>6,750</u>   |
| Net Changes in Fund Balances             | (2,000)                 | 25,070           | 27,070   |
| <b>Fund Balances - Beginning of Year</b> | <u>23,258</u>           | <u>23,258</u>    |  |
| Fund Balances - End of Year              | <u>\$ 21,258</u>        | <u>\$ 48,328</u> | <u>\$ 27,070</u>   |

**GUADALUPE COUNTY, TEXAS**

**SCHEDULE OF REVENUES, EXPENDITURES, AND CHANGES**

**IN FUND BALANCE - BUDGET AND ACTUAL**

**COUNTY CLERKS RECORDS MANAGEMENT & PRESERVATION FUNDS - SPECIAL REVENUE FUND**

*For the Year Ended September 30, 2014*

|  | <b>Final<br/>Budget</b> | <b>Actual</b>     | <b>Variance<br/>from Amended<br/>Positive<br/>(Negative)</b> |
|--|-------------------------|-------------------|--|
| <b>Revenues</b>                          |                         |                   |  |
| Charges for Services                     | \$ 130,000              | \$ 210,868        | \$ 80,868  |
| Earnings on investments                  |                         | 438               | 438  |
| <b>Total Revenues</b>                    | <u>130,000</u>          | <u>211,306</u>    | <u>81,306</u>  |
| <b>Expenditures</b>                      |                         |                   |  |
| General Government                       |                         |                   |  |
| Personnel                                | 49,111                  | 8,918             | 40,193   |
| Operations                               | 524,500                 | 91,929            | 432,571  |
| <b>Total Expenditures</b>                | <u>573,611</u>          | <u>100,847</u>    | <u>472,764</u>   |
| Net Changes in Fund Balances             | (443,611)               | 110,459           | 554,070  |
| <b>Fund Balances - Beginning of Year</b> | <u>811,433</u>          | <u>811,433</u>    |  |
| <b>Fund Balances - End of Year</b>       | <u>\$ 367,822</u>       | <u>\$ 921,892</u> | <u>\$ 554,070</u>  |

**GUADALUPE COUNTY, TEXAS**  
**SCHEDULE OF REVENUES, EXPENDITURES, AND CHANGES**  
**IN FUND BALANCE - BUDGET AND ACTUAL**  
**COUNTY RECORDS MANAGEMENT FUND - SPECIAL REVENUE FUND**  
**For the Year Ended September 30, 2014**

|  | <u>Final<br/>Budget</u> | <u>Actual</u>    | <b>Variance<br/>from Amended<br/>Positive<br/>(Negative)</b> |
|--|-------------------------|------------------|--|
| <b>Revenues</b>                          |                         |                  |  |
| Charges for Services                     | \$ 35,000               | \$ 32,782        | \$ (2,218)   |
| <b>Total Revenues</b>                    | <u>35,000</u>           | <u>32,782</u>    | <u>(2,218)</u>   |
| <b>Expenditures</b>                      |                         |                  |  |
| General Government                       |                         |                  |  |
| Personnel                                | 46,332                  | 42,313           | 4,019  |
| Operations                               | 20,700                  | 3,021            | 17,679   |
| <b>Total Expenditures</b>                | <u>67,032</u>           | <u>45,334</u>    | <u>21,698</u>  |
| Net Changes in Fund Balances             | (32,032)                | (12,552)         | 19,480   |
| <b>Fund Balances - Beginning of Year</b> | <u>58,544</u>           | <u>58,544</u>    |  |
| <b>Fund Balances - End of Year</b>       | <u>\$ 26,512</u>        | <u>\$ 45,992</u> | <u>\$ 19,480</u>   |

**GUADALUPE COUNTY, TEXAS**  
**SCHEDULE OF REVENUES, EXPENDITURES, AND CHANGES**  
**IN FUND BALANCE - BUDGET AND ACTUAL**  
**COURTHOUSE SECURITY FUND - SPECIAL REVENUE FUND**  
*For the Year Ended September 30, 2014*

|  | <b>Final<br/>Budget</b> | <b>Actual</b>    | <b>Variance<br/>from Amended<br/>Positive<br/>(Negative)</b> |
|--|-------------------------|------------------|--|
| <b>Revenues</b>                          |                         |                  |  |
| Charges for Services                     | \$ 60,000               | \$ 64,293        | \$ 4,293   |
| <b>Total Revenues</b>                    | <u>60,000</u>           | <u>64,293</u>    | <u>4,293</u>   |
| <b>Expenditures</b>                      |                         |                  |  |
| Public Safety                            |                         |                  |  |
| Personnel Services                       | 48,356                  | 44,835           | 3,521  |
| Operations                               | 15,000                  | 8,887            | 6,113  |
| <b>Total Expenditures</b>                | <u>63,356</u>           | <u>53,722</u>    | <u>9,634</u>   |
| Net Changes in Fund Balances             | (3,356)                 | 10,571           | 13,927   |
| <b>Fund Balances - Beginning of Year</b> | <u>47,168</u>           | <u>47,168</u>    |  |
| <b>Fund Balances - End of Year</b>       | <u>\$ 43,812</u>        | <u>\$ 57,739</u> | <u>\$ 13,927</u>   |

**GUADALUPE COUNTY, TEXAS**  
**SCHEDULE OF REVENUES, EXPENDITURES, AND CHANGES**  
**IN FUND BALANCE - BUDGET AND ACTUAL**  
**DISTRICT CLERK RECORDS MANAGEMENT - SPECIAL REVENUE FUND**  
*For the Year Ended September 30, 2014*

|  | <u>Final<br/>Budget</u> | <u>Actual</u>    | <b>Variance<br/>from Amended<br/>Positive<br/>(Negative)</b> |
|--|-------------------------|------------------|--|
| <b>Revenues</b>                          |                         |                  |  |
| Charges for Services                     | \$ 9,000                | \$ 9,314         | \$ 314   |
| <b>Total Revenues</b>                    | <u>9,000</u>            | <u>9,314</u>     | <u>314</u>   |
| <b>Expenditures</b>                      |                         |                  |  |
| Judicial                                 |                         |                  |  |
| Operations                               | 17,900                  | 8,100            | 9,800  |
| <b>Total Expenditures</b>                | <u>17,900</u>           | <u>8,100</u>     | <u>9,800</u>   |
| Net Changes in Fund Balances             | (8,900)                 | 1,214            | 10,114   |
| <b>Fund Balances - Beginning of Year</b> | <u>13,889</u>           | <u>13,889</u>    |  |
| <b>Fund Balances - End of Year</b>       | <u>\$ 4,989</u>         | <u>\$ 15,103</u> | <u>\$ 10,114</u>   |

**GUADALUPE COUNTY, TEXAS**  
**SCHEDULE OF REVENUES, EXPENDITURES, AND CHANGES**  
**IN FUND BALANCE - BUDGET AND ACTUAL**  
**JUSTICE COURT TECHNOLOGY FUND - SPECIAL REVENUE FUND**  
*For the Year Ended September 30, 2014*

|  | <b>Final<br/>Budget</b> | <b>Actual</b>     | <b>Variance<br/>from Amended<br/>Positive<br/>(Negative)</b> |
|--|-------------------------|-------------------|--|
| <b>Revenues</b>                          |                         |                   |  |
| Charges for Services                     | \$ 31,000               | \$ 34,014         | \$ 3,014   |
| <b>Total Revenues</b>                    | <u>31,000</u>           | <u>34,014</u>     | <u>3,014</u>   |
| <b>Expenditures</b>                      |                         |                   |  |
| Judicial                                 |                         |                   |  |
| Operations                               | 91,893                  | 45,664            | 46,229   |
| Capital Outlay                           | 86,807                  | 6,231             | 80,576   |
| <b>Total Expenditures</b>                | <u>178,700</u>          | <u>51,895</u>     | <u>126,805</u>   |
| Net Changes in Fund Balances             | (147,700)               | (17,881)          | 129,819  |
| <b>Fund Balances - Beginning of Year</b> | <u>128,726</u>          | <u>128,726</u>    |  |
| <b>Fund Balances - End of Year</b>       | <u>\$ (18,974)</u>      | <u>\$ 110,845</u> | <u>\$ 129,819</u>  |

**GUADALUPE COUNTY, TEXAS**  
**SCHEDULE OF REVENUES, EXPENDITURES, AND CHANGES**  
**IN FUND BALANCE - BUDGET AND ACTUAL**  
**JUSTICE COURT SECURITY FUND - SPECIAL REVENUE FUND**  
*For the Year Ended September 30, 2014*

|  | <b>Final<br/>Budget</b> | <b>Actual</b>    | <b>Variance<br/>from Amended<br/>Positive<br/>(Negative)</b> |
|--|-------------------------|------------------|--|
| <b>Revenues</b>                          |                         |                  |  |
| Charges for Services                     | \$ 8,000                | \$ 8,313         | \$ 313   |
| <b>Total Revenues</b>                    | <u>8,000</u>            | <u>8,313</u>     | <u>313</u>   |
| <b>Expenditures</b>                      |                         |                  |  |
| Judicial                                 |                         |                  |  |
| Operations                               | 21,400                  | 18,660           | 2,740  |
| <b>Total Expenditures</b>                | <u>21,400</u>           | <u>18,660</u>    | <u>2,740</u>   |
| Net Changes in Fund Balances             | (13,400)                | (10,347)         | 3,053  |
| <b>Fund Balances - Beginning of Year</b> | <u>21,660</u>           | <u>21,660</u>    |  |
| <b>Fund Balances - End of Year</b>       | <u>\$ 8,260</u>         | <u>\$ 11,313</u> | <u>\$ 3,053</u>  |

**GUADALUPE COUNTY, TEXAS**  
**SCHEDULE OF REVENUES, EXPENDITURES, AND CHANGES**  
**IN FUND BALANCE - BUDGET AND ACTUAL**  
**COURT REPORTER SERVICE FUND - SPECIAL REVENUE FUND**  
*For the Year Ended September 30, 2014*

|  | <b>Final<br/>Budget</b> | <b>Actual</b>   | <b>Variance<br/>from Amended<br/>Positive<br/>(Negative)</b> |
|--|-------------------------|-----------------|--|
| <b>Revenues</b>                          |                         |                 |  |
| Charges for Services                     | \$ 28,500               | \$ 28,397       | \$ (103)   |
| <b>Total Revenues</b>                    | <u>28,500</u>           | <u>28,397</u>   | <u>(103)</u>   |
| <b>Expenditures</b>                      |                         |                 |  |
| Judicial                                 |                         |                 |  |
| Operations                               | 28,500                  | 27,669          | 831  |
| <b>Total Expenditures</b>                | <u>28,500</u>           | <u>27,669</u>   | <u>831</u>   |
| Net Changes in Fund Balances             |                         | 728             | 728  |
| <b>Fund Balances - Beginning of Year</b> | <u>5,754</u>            | <u>5,754</u>    |  |
| <b>Fund Balances - End of Year</b>       | <u>\$ 5,754</u>         | <u>\$ 6,482</u> | <u>\$ 728</u>  |



**GUADALUPE COUNTY, TEXAS**  
**SCHEDULE OF REVENUES, EXPENDITURES, AND CHANGES**  
**IN FUND BALANCE - BUDGET AND ACTUAL**  
**ALTERNATIVE DISPUTE RESOLUTION FUND - SPECIAL REVENUE FUND**  
**For the Year Ended September 30, 2014**

|  | <b>Final<br/>Budget</b> | <b>Actual</b>     | <b>Variance<br/>from Amended<br/>Positive<br/>(Negative)</b> |
|--|-------------------------|-------------------|--|
| <b>Revenues</b>                          |                         |                   |  |
| Charges for Services                     | \$ 19,000               | \$ 18,874         | \$ (126)   |
| <b>Total Revenues</b>                    | <u>19,000</u>           | <u>18,874</u>     | <u>(126)</u>   |
| <b>Expenditures</b>                      |                         |                   |  |
| Judicial                                 |                         |                   |  |
| Operations                               | 58,000                  | 399               | 57,601   |
| <b>Total Expenditures</b>                | <u>58,000</u>           | <u>399</u>        | <u>57,601</u>  |
| Net Changes in Fund Balances             | (39,000)                | 18,475            | 57,475   |
| <b>Fund Balances - Beginning of Year</b> | <u>252,187</u>          | <u>252,187</u>    |  |
| <b>Fund Balances - End of Year</b>       | <u>\$ 213,187</u>       | <u>\$ 270,662</u> | <u>\$ 57,475</u>   |

**GUADALUPE COUNTY, TEXAS**  
**SCHEDULE OF REVENUES, EXPENDITURES, AND CHANGES**  
**IN FUND BALANCE - BUDGET AND ACTUAL**  
**COURT INITIATED GUARDIANSHIP FUND - SPECIAL REVENUE FUND**  
*For the Year Ended September 30, 2014*

|  | <b>Final<br/>Budget</b> | <b>Actual</b>    | <b>Variance<br/>from Amended<br/>Positive<br/>(Negative)</b> |
|--|-------------------------|------------------|--|
| <b>Revenues</b>                          |                         |                  |  |
| Charges for Services                     | \$ 7,000                | \$ 7,680         | \$ 680   |
| <b>Total Revenues</b>                    | <u>7,000</u>            | <u>7,680</u>     | <u>680</u>   |
| <b>Expenditures</b>                      |                         |                  |  |
| Judicial                                 |                         |                  |  |
| Operations                               | 7,000                   | 6,900            | 100  |
| <b>Total Expenditures</b>                | <u>7,000</u>            | <u>6,900</u>     | <u>100</u>   |
| Net Changes in Fund Balances             |                         | 780              | 780  |
| <b>Fund Balances - Beginning of Year</b> | <u>19,650</u>           | <u>19,650</u>    |  |
| <b>Fund Balances - End of Year</b>       | <u>\$ 19,650</u>        | <u>\$ 20,430</u> | <u>\$ 780</u>  |

**GUADALUPE COUNTY, TEXAS**  
**SCHEDULE OF REVENUES, EXPENDITURES, AND CHANGES**  
**IN FUND BALANCE - BUDGET AND ACTUAL**  
**FAMILY PROTECTION FEE FUND - SPECIAL REVENUE FUND**  
*For the Year Ended September 30, 2014*

|  | <b>Final<br/>Budget</b> | <b>Actual</b>    | <b>Variance<br/>from Amended<br/>Positive<br/>(Negative)</b> |
|--|-------------------------|------------------|--|
| <b>Revenues</b>                          |                         |                  |  |
| Charges for Services                     | \$ 9,000                | \$ 8,905         | \$ (95)  |
| <b>Total Revenues</b>                    | <u>9,000</u>            | <u>8,905</u>     | <u>(95)</u>  |
| <b>Expenditures</b>                      |                         |                  |  |
| Health and Social Services               |                         |                  |  |
| Operations                               | 7,400                   | 7,400            |  |
| <b>Total Expenditures</b>                | <u>7,400</u>            | <u>7,400</u>     |  |
| Net Changes in Fund Balances             | 1,600                   | 1,505            | (95)   |
| <b>Fund Balances - Beginning of Year</b> | <u>53,709</u>           | <u>53,709</u>    |  |
| <b>Fund Balances - End of Year</b>       | <u>\$ 55,309</u>        | <u>\$ 55,214</u> | <u>\$ (95)</u>   |

**GUADALUPE COUNTY, TEXAS**  
**SCHEDULE OF REVENUES, EXPENDITURES, AND CHANGES**  
**IN FUND BALANCE - BUDGET AND ACTUAL**  
**COUNTY AND DISTRICT COURTS TECHNOLOGY FUND - SPECIAL REVENUE FUND**  
**For the Year Ended September 30, 2014**

|  | <b>Final<br/>Budget</b> | <b>Actual</b>    | <b>Variance<br/>from Amended<br/>Positive<br/>(Negative)</b> |
|--|-------------------------|------------------|--|
| <b>Revenues</b>                          |                         |                  |  |
| Charges for Services                     | \$ 4,000                | \$ 3,606         | \$ (394)   |
| <b>Total Revenues</b>                    | <u>4,000</u>            | <u>3,606</u>     | <u>(394)</u>   |
| <b>Expenditures</b>                      |                         |                  |  |
| Judicial                                 |                         |                  |  |
| Operations                               | 3,000                   | 2,167            | 833  |
| <b>Total Expenditures</b>                | <u>3,000</u>            | <u>2,167</u>     | <u>833</u>   |
| Net Changes in Fund Balances             | 1,000                   | 1,439            | 439  |
| <b>Fund Balances - Beginning of Year</b> | <u>8,799</u>            | <u>8,799</u>     |  |
| <b>Fund Balances - End of Year</b>       | <u>\$ 9,799</u>         | <u>\$ 10,238</u> | <u>\$ 439</u>  |

**GUADALUPE COUNTY, TEXAS**  
**SCHEDULE OF REVENUES, EXPENDITURES, AND CHANGES**  
**IN FUND BALANCE - BUDGET AND ACTUAL**  
**SURPLUS FUNDS - ELECTION CONTRACTS - SPECIAL REVENUE FUND**  
**For the Year Ended September 30, 2014**

|  | <b>Final<br/>Budget</b> | <b>Actual</b> | <b>Variance<br/>from Amended<br/>Positive<br/>(Negative)</b> |
|--|-------------------------|---------------|--|
| <b>Revenues</b>                          |                         |               |  |
| Charges for Services                     | \$                      | \$            | \$   |
| <b>Total Revenues</b>                    |                         |               |  |
| <b>Expenditures</b>                      |                         |               |  |
| General Government                       |                         |               |  |
| Operations                               | 5,000                   | 341           | 4,659  |
| <b>Total Expenditures</b>                | 5,000                   | 341           | 4,659  |
| <b>Excess (Deficiency) of Revenues</b>   |                         |               |  |
| <b>Over (Under) Expenditures</b>         | (5,000)                 | (341)         | 4,659  |
| <b>Other Financing Sources (Uses)</b>    |                         |               |  |
| Transfers in                             |                         | 28,793        | (28,793)   |
| <b>Total Other Financing</b>             |                         | 28,793        | (28,793)   |
| <b>Sources (Uses)</b>                    |                         |               |  |
| Net Changes in Fund Balances             | (5,000)                 | 28,452        | 33,452   |
| <b>Fund Balances - Beginning of Year</b> | 15,229                  | 15,229        |  |
| <b>Fund Balances - End of Year</b>       | \$ 10,229               | \$ 43,681     | \$ 33,452  |

**GUADALUPE COUNTY, TEXAS**

**SCHEDULE OF REVENUES, EXPENDITURES, AND CHANGES**

**IN FUND BALANCE - BUDGET AND ACTUAL**

**COUNTY ATTORNEY PRE-TRIAL INTERVENTION FUND - SPECIAL REVENUE FUND**

*For the Year Ended September 30, 2014*

|  | <b>Final<br/>Budget</b> | <b>Actual</b>     | <b>Variance<br/>from Amended<br/>Positive<br/>(Negative)</b> |
|--|-------------------------|-------------------|--|
| <b>Revenues</b>                          |                         |                   |  |
| Charges for Services                     | \$ 40,000               | \$ 27,750         | \$ (12,250)  |
| <b>Total Revenues</b>                    | <u>40,000</u>           | <u>27,750</u>     | <u>(12,250)</u>  |
| <br>                                     |                         |                   |  |
| <b>Expenditures</b>                      |                         |                   |  |
| Judicial                                 |                         |                   |  |
| Operations                               | <u>40,000</u>           | <u>24,375</u>     | <u>15,625</u>  |
| <b>Total Expenditures</b>                | <u>40,000</u>           | <u>24,375</u>     | <u>15,625</u>  |
| <br>                                     |                         |                   |  |
| Net Changes in Fund Balances             |                         | 3,375             | 3,375  |
| <b>Fund Balances - Beginning of Year</b> | <u>          </u>       | <u>          </u> | <u>          </u>  |
| <b>Fund Balances - End of Year</b>       | <u>\$          </u>     | <u>\$ 3,375</u>   | <u>\$ 3,375</u>  |

**GUADALUPE COUNTY, TEXAS**  
**SCHEDULE OF REVENUES, EXPENDITURES, AND CHANGES**  
**IN FUND BALANCE - BUDGET AND ACTUAL**  
**BAIL BOND SECURITY FUND - SPECIAL REVENUE FUND**  
*For the Year Ended September 30, 2014*

|  | <b>Final<br/>Budget</b> | <b>Actual</b>    | <b>Variance<br/>from Amended<br/>Positive<br/>(Negative)</b> |
|--|-------------------------|------------------|--|
| <b>Revenues</b>                          |                         |                  |  |
| Licenses and Permits                     | \$ 2,200                | \$ 2,090         | \$ (110)   |
| <b>Total Revenues</b>                    | <u>2,200</u>            | <u>2,090</u>     | <u>(110)</u>   |
| <b>Expenditures</b>                      |                         |                  |  |
| General Government                       |                         |                  |  |
| Operations                               |                         |                  |  |
| <b>Total Expenditures</b>                |                         |                  |  |
| <b>Excess (Deficiency) of Revenues</b>   |                         |                  |  |
| <b>Over (Under) Expenditures</b>         | <u>2,200</u>            | <u>2,090</u>     | <u>(110)</u>   |
| <b>Other Financing Sources (Uses)</b>    |                         |                  |  |
| Transfers in                             | <u>12,480</u>           | <u>12,480</u>    |  |
| <b>Total Other Financing</b>             | <u>12,480</u>           | <u>12,480</u>    |  |
| <b>Sources (Uses)</b>                    |                         |                  |  |
| Net Changes in Fund Balances             | 14,680                  | 14,570           | (110)  |
| <b>Fund Balances - Beginning of Year</b> |                         |                  |  |
| <b>Fund Balances - End of Year</b>       | <u>\$ 14,680</u>        | <u>\$ 14,570</u> | <u>\$ (110)</u>  |

**GUADALUPE COUNTY, TEXAS**  
**SCHEDULE OF REVENUES, EXPENDITURES, AND CHANGES**  
**IN FUND BALANCE - BUDGET AND ACTUAL**  
**LAW ENFORCEMENT TRAINING FUND - SPECIAL REVENUE FUND**  
*For the Year Ended September 30, 2014*

|  | <b>Final<br/>Budget</b> | <b>Actual</b>    | <b>Variance<br/>from Amended<br/>Positive<br/>(Negative)</b> |
|--|-------------------------|------------------|--|
| <b>Revenues</b>                          |                         |                  |  |
| Intergovernmental                        | \$ 15,086               | \$ 15,090        | \$ 4   |
| <b>Total Revenues</b>                    | <u>15,086</u>           | <u>15,090</u>    | <u>4</u>   |
| <b>Expenditures</b>                      |                         |                  |  |
| Public Safety                            |                         |                  |  |
| Operations                               | 33,743                  | 16,565           | 17,178   |
| <b>Total Expenditures</b>                | <u>33,743</u>           | <u>16,565</u>    | <u>17,178</u>  |
| Net Changes in Fund Balances             | (18,657)                | (1,475)          | 17,182   |
| <b>Fund Balances - Beginning of Year</b> | <u>18,656</u>           | <u>18,656</u>    |  |
| <b>Fund Balances - End of Year</b>       | <u>\$ (1)</u>           | <u>\$ 17,181</u> | <u>\$ 17,182</u>   |



**GUADALUPE COUNTY, TEXAS**  
**SCHEDULE OF REVENUES, EXPENDITURES, AND CHANGES**  
**IN FUND BALANCE - BUDGET AND ACTUAL**  
**DEPARTMENT OF HOMELAND SECURITY GRANTS - SPECIAL REVENUE FUND**  
**For the Year Ended September 30, 2014**

|  | <b>Final<br/>Budget</b> | <b>Actual</b>   | <b>Variance<br/>from Amended<br/>Positive<br/>(Negative)</b> |
|--|-------------------------|-----------------|--|
| <b>Revenues</b>                          |                         |                 |  |
| Intergovernmental                        | \$ 38,000               | \$ 38,000       | \$   |
| <b>Total Revenues</b>                    | <u>38,000</u>           | <u>38,000</u>   |  |
| <b>Expenditures</b>                      |                         |                 |  |
| Public Safety                            |                         |                 |  |
| Operations                               | 38,000                  | 38,000          |  |
| <b>Total Expenditures</b>                | <u>38,000</u>           | <u>38,000</u>   |  |
| Net Changes in Fund Balances             |                         |                 |  |
| <b>Fund Balances - Beginning of Year</b> | <u>3,580</u>            | <u>3,580</u>    |  |
| <b>Fund Balances - End of Year</b>       | <u>\$ 3,580</u>         | <u>\$ 3,580</u> | <u>\$</u>  |

**GUADALUPE COUNTY, TEXAS**  
**SCHEDULE OF REVENUES, EXPENDITURES, AND CHANGES**  
**IN FUND BALANCE - BUDGET AND ACTUAL**  
**DEPARTMENT OF JUSTICE GRANTS - SPECIAL REVENUE FUND**  
*For the Year Ended September 30, 2014*

|  | <b>Final<br/>Budget</b>       | <b>Actual</b>                 | <b>Variance<br/>from Amended<br/>Positive<br/>(Negative)</b> |
|--|-------------------------------|-------------------------------|--|
| <b>Revenues</b>                          |                               |                               |  |
| Intergovernmental                        | \$ 93,380                     | \$ 89,971                     | \$ (3,409)   |
| <b>Total Revenues</b>                    | <u>93,380</u>                 | <u>89,971</u>                 | <u>(3,409)</u>   |
| <b>Expenditures</b>                      |                               |                               |  |
| Public Safety                            |                               |                               |  |
| Operations                               | 93,380                        | 89,971                        | 3,409  |
| <b>Total Expenditures</b>                | <u>93,380</u>                 | <u>89,971</u>                 | <u>3,409</u>   |
| Net Changes in Fund Balances             |                               |                               |  |
| <b>Fund Balances - Beginning of Year</b> | <u>                    </u>   | <u>                    </u>   | <u>                    </u>                                  |
| <b>Fund Balances - End of Year</b>       | <u>\$                    </u> | <u>\$                    </u> | <u>\$                    </u>                                |

**GUADALUPE COUNTY, TEXAS**  
**SCHEDULE OF REVENUES, EXPENDITURES, AND CHANGES**  
**IN FUND BALANCE - BUDGET AND ACTUAL**  
**DISTRICT ATTORNEY GRANT - SPECIAL REVENUE FUND**  
**For the Year Ended September 30, 2014**

|  | <b>Final<br/>Budget</b>       | <b>Actual</b>                 | <b>Variance<br/>from Amended<br/>Positive<br/>(Negative)</b> |
|--|-------------------------------|-------------------------------|--|
| <b>Revenues</b>                          |                               |                               |  |
| Intergovernmental                        | \$ 42,000                     | \$ 42,656                     | \$ 656   |
| <b>Total Revenues</b>                    | <u>42,000</u>                 | <u>42,656</u>                 | <u>656</u>   |
| <b>Expenditures</b>                      |                               |                               |  |
| Judicial                                 |                               |                               |  |
| Personnel services                       | 42,000                        | 42,656                        | (656)  |
| <b>Total Expenditures</b>                | <u>42,000</u>                 | <u>42,656</u>                 | <u>(656)</u>   |
| Net Changes in Fund Balances             |                               |                               |  |
| <b>Fund Balances - Beginning of Year</b> | <u>                    </u>   | <u>                    </u>   | <u>                    </u>                                  |
| <b>Fund Balances - End of Year</b>       | <u>\$                    </u> | <u>\$                    </u> | <u>\$                    </u>                                |

**GUADALUPE COUNTY, TEXAS**  
**SCHEDULE OF REVENUES, EXPENDITURES, AND CHANGES**  
**IN FUND BALANCE - BUDGET AND ACTUAL**  
**25th JUDICIAL DISTRICT ATTORNEY - SPECIAL REVENUE FUND**  
**For the Year Ended September 30, 2014**

|  | <b>Final<br/>Budget</b> | <b>Actual</b>      | <b>Variance<br/>from Amended<br/>Positive<br/>(Negative)</b> |
|--|-------------------------|--------------------|--|
| <b>Revenues</b>  |                         |                    |  |
| Intergovernmental  | \$ 5,601                | \$ 8,381           | \$ 2,780   |
| Charges for Services   | 3,000                   | 6,905              | 3,905  |
| Miscellaneous  | 825                     | 1,821              | 996  |
| <b>Total Revenues</b>  | <u>9,426</u>            | <u>17,107</u>      | <u>7,681</u>   |
| <b>Expenditures</b>  |                         |                    |  |
| Judicial   |                         |                    |  |
| Personnel services   | 1,126,643               | 1,096,789          | 29,854   |
| Operations   | 76,150                  | 74,746             | 1,404  |
| <b>Total Expenditures</b>  | <u>1,202,793</u>        | <u>1,171,535</u>   | <u>31,258</u>  |
| <b>Excess (Deficiency) of Revenues<br/>Over (Under) Expenditures</b> | <u>(1,193,367)</u>      | <u>(1,154,428)</u> | <u>38,939</u>  |
| <b>Other Financing Sources (Uses)</b>                                |                         |                    |  |
| Transfers in   | 1,046,354               | 1,046,354          |  |
| <b>Total Other Financing<br/>Sources (Uses)</b>                      | <u>1,046,354</u>        | <u>1,046,354</u>   |  |
| Net Changes in Fund Balances   | (147,013)               | (108,074)          | 38,939   |
| <b>Fund Balances - Beginning of Year</b>                             | <u>177,444</u>          | <u>177,444</u>     |  |
| <b>Fund Balances - End of Year</b>                                   | <u>\$ 30,431</u>        | <u>\$ 69,370</u>   | <u>\$ 38,939</u>   |

**GUADALUPE COUNTY, TEXAS**  
**SCHEDULE OF REVENUES, EXPENDITURES, AND CHANGES**  
**IN FUND BALANCE - BUDGET AND ACTUAL**  
**DISTRICT ATTORNEY STATE FUNDS - SPECIAL REVENUE FUND**  
*For the Year Ended September 30, 2014*

|  | <b>Final<br/>Budget</b>       | <b>Actual</b>                 | <b>Variance<br/>from Amended<br/>Positive<br/>(Negative)</b> |
|--|-------------------------------|-------------------------------|--|
| <b>Revenues</b>                          |                               |                               |  |
| Intergovernmental                        | \$ 22,500                     | \$ 22,665                     | \$ 165   |
| <b>Total Revenues</b>                    | <u>22,500</u>                 | <u>22,665</u>                 | <u>165</u>   |
| <b>Expenditures</b>                      |                               |                               |  |
| Judicial                                 |                               |                               |  |
| Operations                               | 22,500                        | 22,665                        | (165)  |
| <b>Total Expenditures</b>                | <u>22,500</u>                 | <u>22,665</u>                 | <u>(165)</u>   |
| Net Changes in Fund Balances             |                               |                               |  |
| <b>Fund Balances - Beginning of Year</b> | <u>                    </u>   | <u>                    </u>   | <u>                    </u>                                  |
| <b>Fund Balances - End of Year</b>       | <u>\$                    </u> | <u>\$                    </u> | <u>\$                    </u>                                |

**GUADALUPE COUNTY, TEXAS**  
**SCHEDULE OF REVENUES, EXPENDITURES, AND CHANGES**  
**IN FUND BALANCE - BUDGET AND ACTUAL**  
**DISTRICT ATTORNEY FORFEITURE FUND - SPECIAL REVENUE FUND**  
**For the Year Ended September 30, 2014**

|  | <b>Final<br/>Budget</b> | <b>Actual</b>    | <b>Variance<br/>from Amended<br/>Positive<br/>(Negative)</b> |
|--|-------------------------|------------------|--|
| <b>Revenues</b>                          |                         |                  |  |
| Fines & Forfeitures                      | \$ 16,000               | \$ 30,565        | \$ 14,565  |
| Earnings on investments                  | 200                     | 59               | (141)  |
| <b>Total Revenues</b>                    | <u>16,200</u>           | <u>30,624</u>    | <u>14,424</u>  |
| <b>Expenditures</b>                      |                         |                  |  |
| Judicial                                 |                         |                  |  |
| Personnel services                       | 9,500                   | 811              | 8,689  |
| Operations                               | 28,500                  | 23,246           | 5,254  |
| Capital Outlay                           | 5,000                   | 4,543            | 457  |
| <b>Total Expenditures</b>                | <u>43,000</u>           | <u>28,600</u>    | <u>14,400</u>  |
| Net Changes in Fund Balances             | (26,800)                | 2,024            | 28,824   |
| <b>Fund Balances - Beginning of Year</b> | <u>59,684</u>           | <u>59,684</u>    |  |
| <b>Fund Balances - End of Year</b>       | <u>\$ 32,884</u>        | <u>\$ 61,708</u> | <u>\$ 28,824</u>   |

**GUADALUPE COUNTY, TEXAS**  
**SCHEDULE OF REVENUES, EXPENDITURES, AND CHANGES**  
**IN FUND BALANCE - BUDGET AND ACTUAL**  
**CONSTABLE PRECINCT 3 STATE FORFEITURE FUNDS - SPECIAL REVENUE FUND**  
*For the Year Ended September 30, 2014*

|  | <b>Final<br/>Budget</b> | <b>Actual</b>   | <b>Variance<br/>from Amended<br/>Positive<br/>(Negative)</b> |
|--|-------------------------|-----------------|--|
| <b>Revenues</b>                          |                         |                 |  |
| Fines & Forfeitures                      | \$ 2,304                | \$ 2,305        | \$ 1   |
| <b>Total Revenues</b>                    | <u>2,304</u>            | <u>2,305</u>    | <u>1</u>   |
| <b>Expenditures</b>                      |                         |                 |  |
| Judicial                                 |                         |                 |  |
| Operations                               | 2,304                   | 258             | 2,046  |
| <b>Total Expenditures</b>                | <u>2,304</u>            | <u>258</u>      | <u>2,046</u>   |
| Net Changes in Fund Balances             |                         | 2,047           | 2,047  |
| <b>Fund Balances - Beginning of Year</b> |                         |                 |  |
| <b>Fund Balances - End of Year</b>       | <u>\$</u>               | <u>\$ 2,047</u> | <u>\$ 2,047</u>  |

**GUADALUPE COUNTY, TEXAS**

**SCHEDULE OF REVENUES, EXPENDITURES, AND CHANGES**

**IN FUND BALANCE - BUDGET AND ACTUAL**

**CONSTABLE PRECINCT 3 FEDERAL FORFEITURE FUNDS - SPECIAL REVENUE FUND**

*For the Year Ended September 30, 2014*

|  | <b>Final<br/>Budget</b> | <b>Actual</b> | <b>Variance<br/>from Amended<br/>Positive<br/>(Negative)</b> |
|--|-------------------------|---------------|--|
| <b>Revenues</b>                          |                         |               |  |
| Fines & Forfeitures                      | \$                      | \$ 551        | \$ 551   |
| <b>Total Revenues</b>                    |                         | 551           | 551  |
| <br>                                     |                         |               |  |
| <b>Expenditures</b>                      |                         |               |  |
| Judicial                                 |                         |               |  |
| Operations                               |                         |               |  |
| <b>Total Expenditures</b>                |                         |               |  |
| <br>                                     |                         |               |  |
| Net Changes in Fund Balances             |                         | 551           | 551  |
| <b>Fund Balances - Beginning of Year</b> |                         |               |  |
| <b>Fund Balances - End of Year</b>       | \$                      | \$ 551        | \$ 551   |



**GUADALUPE COUNTY, TEXAS**

**SCHEDULE OF REVENUES, EXPENDITURES, AND CHANGES**

**IN FUND BALANCE - BUDGET AND ACTUAL**

**SPECIAL REVENUE FUNDS NOT REQUIRED TO HAVE A LEGALLY ADOPTED BUDGET**

*For the Year Ended September 30, 2014*

|   | <b>ELECTION<br/>CONTRACTS<br/>FUND</b> | <b>HOT CHECK<br/>FUND/<br/>COUNTY<br/>ATTORNEY</b> | <b>HOT CHECK<br/>FUND/<br/>DISTRICT<br/>ATTORNEY</b> |
|---|--|--|--|
| <b>Revenues</b>                           |  |  |  |
| Charges for Services                      | \$ 129,133                             | \$ 9,168   | \$ 270   |
| <b>Total Revenues</b>                     | <u>129,133</u>                         | <u>9,168</u>                                       | <u>270</u>   |
| <b>Expenditures</b>                       |  |  |  |
| General Government                        |  |  |  |
| Personnel services                        | 36,346                                 |  |  |
| Operations                                | 63,994                                 |  |  |
| Judicial                                  |  |  |  |
| Personnel Services                        |  | 1,224  |  |
| Operations                                |  | 5,645  | 171  |
| <b>Total Expenditures</b>                 | <u>100,340</u>                         | <u>6,869</u>                                       | <u>171</u>   |
| <b>Excess (Deficiency) of Revenues</b>    |  |  |  |
| <b>Over (Under) Expenditures</b>          | <u>28,793</u>                          | <u>2,299</u>                                       | <u>99</u>  |
| <b>Other Financing Sources (Uses)</b>     |  |  |  |
| Transfers out                             | <u>(28,793)</u>                        |  |  |
| <b>Total Other Financing</b>              | <u>(28,793)</u>                        |  |  |
| <b>Sources (Uses)</b>                     |  |  |  |
| Net Changes in Fund Balances              |  | 2,299  | 99   |
| <b>Fund Balances - Beginning of Year:</b> |  | <u>14,927</u>                                      | <u>2,099</u>   |
| <b>Fund Balances - End of Year</b>        | <u>\$</u>                              | <u>\$ 17,226</u>                                   | <u>\$ 2,198</u>                                      |



**GUADALUPE COUNTY, TEXAS**  
**COMBINING STATEMENT OF NET POSITION**  
**INTERNAL SERVICE FUNDS**  
*September 30, 2014*

|                              | <b>Workers'<br/>Compensation<br/>Fund</b> | <b>Medical<br/>Benefits Fund</b> | <b>Total</b>        |
|------------------------------|---|----------------------------------|---------------------|
| <b>Assets</b>                |   |                                  |                     |
| Current assets:              |   |                                  |                     |
| Cash and cash equivalents    | \$ 667,457                                | \$ 2,642,837                     | \$ 3,310,294        |
| Accounts receivables, net    | 25,000                                    |                                  | 25,000              |
| Prepaid items                |   | 50,000                           | 50,000              |
| <b>Total assets</b>          | <u>692,457</u>                            | <u>2,692,837</u>                 | <u>3,385,294</u>    |
| <b>Liabilities</b>           |   |                                  |                     |
| Current liabilities:         |   |                                  |                     |
| Accounts payable             | 2,981                                     |                                  | 2,981               |
| Total current liabilities    | <u>2,981</u>                              |                                  | <u>2,981</u>        |
| Noncurrent liabilities:      |   |                                  |                     |
| Due within one year          |   | 297,724                          | 297,724             |
| Due in more than one year    | 231,336                                   |                                  | 231,336             |
| Total noncurrent liabilities | <u>231,336</u>                            | <u>297,724</u>                   | <u>529,060</u>      |
| <b>Total liabilities</b>     | <u>234,317</u>                            | <u>297,724</u>                   | <u>532,041</u>      |
| <b>Net Position</b>          |   |                                  |                     |
| Unrestricted                 | 458,140                                   | 2,395,113                        | 2,853,253           |
| <b>Total Net Position</b>    | <u>\$ 458,140</u>                         | <u>\$ 2,395,113</u>              | <u>\$ 2,853,253</u> |

**GUADALUPE COUNTY, TEXAS****COMBINING STATEMENT OF REVENUES, EXPENSES AND CHANGES IN NET POSITION****INTERNAL SERVICE FUNDS***For the Year Ended September 30, 2014*

|                                       | <b>Workers'<br/>Compensation<br/>Fund</b> | <b>Medical<br/>Benefits Fund</b> | <b>Total</b>        |
|---------------------------------------|---|----------------------------------|---------------------|
| <b>Revenues</b>                       |   |                                  |                     |
| Fees paid by county                   | \$ 434,514                                | \$ 3,593,185                     | \$ 4,027,699        |
| Fees paid by employees                |   | 912,202                          | 912,202             |
| Other premiums paid                   |   | 73,942                           | 73,942              |
| <b>Total operating revenues</b>       | <u>434,514</u>                            | <u>4,579,329</u>                 | <u>5,013,843</u>    |
| <b>Operating expenses</b>             |   |                                  |                     |
| Administrative charges                | 349                                       | 71,109                           | 71,458              |
| Insurance premiums                    | 370,299                                   | 885,521                          | 1,255,820           |
| Benefit claims                        |   | 4,013,950                        | 4,013,950           |
| <b>Total operating expenses</b>       | <u>370,648</u>                            | <u>4,970,580</u>                 | <u>5,341,228</u>    |
| Operating loss                        | <u>63,866</u>                             | <u>(391,251)</u>                 | <u>(327,385)</u>    |
| <b>Non-operating revenues</b>         |   |                                  |                     |
| Miscellaneous revenue                 |   | 2,606                            | 2,606               |
| Interest and investment revenue       | 2,160                                     | 9,159                            | 11,319              |
| <b>Total non-operating revenues</b>   | <u>2,160</u>                              | <u>11,765</u>                    | <u>13,925</u>       |
| <b>Transfers</b>                      |   |                                  |                     |
| Transfers out                         | (750,000)                                 |                                  | (750,000)           |
| <b>Total transfers</b>                | <u>(750,000)</u>                          |                                  | <u>(750,000)</u>    |
| Change in net position                | (683,974)                                 | (379,486)                        | (1,063,460)         |
| <b>Total net position - beginning</b> | <u>1,142,114</u>                          | <u>2,774,599</u>                 | <u>3,916,713</u>    |
| <b>Total net position - ending</b>    | <u>\$ 458,140</u>                         | <u>\$ 2,395,113</u>              | <u>\$ 2,853,253</u> |

**GUADALUPE COUNTY, TEXAS**  
**COMBINING STATEMENT OF CASH FLOWS**  
**INTERNAL SERVICE FUNDS**  
*For the Year Ended September 30, 2014*

|  | <b>Workers'<br/>Compensation<br/>Fund</b> | <b>Medical<br/>Benefits Fund</b> | <b>Total</b>        |
|--|---|----------------------------------|---------------------|
| <b>Cash flows from operating activities:</b>   |   |                                  |                     |
| Cash received from participants  | \$ 434,514                                | \$ 4,579,329                     | \$ 5,013,843        |
| Disbursed for administrative services  | (349)                                     | (71,109)                         | (71,458)            |
| Cash paid to benefit claims & excess coverage  | (382,226)                                 | (4,954,098)                      | (5,336,324)         |
| <b>Net cash provided (used) by operating activities</b>  | <u>51,939</u>                             | <u>(445,878)</u>                 | <u>(393,939)</u>    |
| <b>Cash flows from non-capital financing activities:</b>                                       |   |                                  |                     |
| Advances to other funds  | (750,000)                                 |                                  | (750,000)           |
| Miscellaneous cash receipts  |   | 2,606                            | 2,606               |
| <b>Net cash provided (used by) noncapital financing activities</b>                             | <u>(750,000)</u>                          | <u>2,606</u>                     | <u>(747,394)</u>    |
| <b>Cash flows from investing activities:</b>   |   |                                  |                     |
| Interest received  | 2,160                                     | 9,159                            | 11,319              |
| <b>Net cash provided by investing activities</b>   | <u>2,160</u>                              | <u>9,159</u>                     | <u>11,319</u>       |
| <b>Net decrease in cash and equivalents</b>  | (695,901)                                 | (434,113)                        | (1,130,014)         |
| Cash and equivalents, beginning of year  | 1,363,358                                 | 3,076,950                        | 4,440,308           |
| <b>Cash and equivalents, at end of year</b>  | <u>\$ 667,457</u>                         | <u>\$ 2,642,837</u>              | <u>\$ 3,310,294</u> |
| <b>Reconciliation of operating income to net cash provided by operating activities</b>         |   |                                  |                     |
| Operating income (loss)  | \$ 63,866                                 | \$ (391,251)                     | \$ (327,385)        |
| <b>Adjustments to reconcile operating income to net cash provided by operating activities:</b> |   |                                  |                     |
| Decrease in accounts payable   | (11,927)                                  | (54,627)                         | (66,554)            |
| <b>Net cash provided (used) by operating activities</b>  | <u>\$ 51,939</u>                          | <u>\$ (445,878)</u>              | <u>\$ (393,939)</u> |

**GUADALUPE COUNTY, TEXAS**  
**COMBINING STATEMENT OF FIDUCIARY ASSETS AND LIABILITIES**  
*September 30, 2014*

|                           | <b>Agency Funds</b> |                                    |  |  |
|---------------------------|---------------------|------------------------------------|--|--|
|                           | <u>Inmate Fund</u>  | <u>Tax Assessor-<br/>Collector</u> | <u>District Clerk<br/>Trust &amp;<br/>Registry</u> | <u>County Clerk<br/>Trust &amp;<br/>Registry</u> |
| <b>Assets</b>             |                     |                                    |  |  |
| Cash and cash equivalents | \$ 17,789           | \$ 2,768,589                       | \$ 627,194   | \$ 1,242,837                                     |
| Certificates of Deposit   |                     |                                    | 269,986  | 559,559  |
| <b>Total Assets</b>       | <u>\$ 17,789</u>    | <u>\$ 2,768,589</u>                | <u>\$ 897,180</u>                                  | <u>\$ 1,802,396</u>                              |
| <b>Liabilities</b>        |                     |                                    |  |  |
| Funds Held for Others     | \$ 17,789           | \$ 2,768,589                       | \$ 897,180   | \$ 1,802,396                                     |
| <b>Total Liabilities</b>  | <u>\$ 17,789</u>    | <u>\$ 2,768,589</u>                | <u>\$ 897,180</u>                                  | <u>\$ 1,802,396</u>                              |

**Agency Funds**

---

| <b>Adult<br/>Probation</b> | <b>Child<br/>Protection</b> | <b>Seized and<br/>Trust Funds</b> | <b>Unclaimed<br/>Property</b> | <b>Total Agency<br/>Funds</b> |
|----------------------------|-----------------------------|-----------------------------------|-------------------------------|-------------------------------|
| \$ 669,971                 | \$ 10,246                   | \$ 265,997                        | \$ 38,422                     | \$ 5,641,045                  |
| \$ 669,971                 | \$ 10,246                   | \$ 265,997                        | \$ 38,422                     | 829,545                       |
| \$ 669,971                 | \$ 10,246                   | \$ 265,997                        | \$ 38,422                     | \$ 6,470,590                  |
| \$ 669,971                 | \$ 10,246                   | \$ 265,997                        | 38,422                        | 6,470,590                     |
| \$ 669,971                 | \$ 10,246                   | \$ 265,997                        | \$ 38,422                     | \$ 6,470,590                  |

**GUADALUPE COUNTY, TEXAS**  
**COMBINING STATEMENT OF CHANGES IN ASSETS AND LIABILITIES**  
**AGENCY FUNDS**  
**For the Year Ended September 30, 2014**

|  | Balance<br>10/1/2013 | Additions             | Deletions             | Balance<br>9/30/2014 |
|--|----------------------|-----------------------|-----------------------|----------------------|
| <b>Bail Bond Security Fund</b>             |                      |                       |                       |                      |
| <b>Assets</b>                              |                      |                       |                       |                      |
| Cash and cash equivalents                  | \$ 344,461           | \$                    | \$ 344,461            | \$                   |
| Certificates of Deposit                    | 160,000              |                       | 160,000               |                      |
| <b>Total Assets</b>                        | <b>\$ 504,461</b>    | <b>\$</b>             | <b>\$ 504,461</b>     | <b>\$</b>            |
| <b>Liabilities</b>                         |                      |                       |                       |                      |
| Funds Held for Others                      | \$ 504,461           | \$                    | \$ 504,461            |                      |
| <b>Total Liabilities</b>                   | <b>\$ 504,461</b>    | <b>\$</b>             | <b>\$ 504,461</b>     | <b>\$</b>            |
| <b>Inmate Fund</b>                         |                      |                       |                       |                      |
| <b>Assets</b>                              |                      |                       |                       |                      |
| Cash and cash equivalents                  | \$ 14,955            | \$ 597,524            | \$ 594,690            | \$ 17,789            |
| <b>Total Assets</b>                        | <b>\$ 14,955</b>     | <b>\$ 597,524</b>     | <b>\$ 594,690</b>     | <b>\$ 17,789</b>     |
| <b>Liabilities</b>                         |                      |                       |                       |                      |
| Funds Held for Others                      | \$ 14,955            | \$ 39,340             | \$ 36,506             | \$ 17,789            |
| <b>Total Liabilities</b>                   | <b>\$ 14,955</b>     | <b>\$ 39,340</b>      | <b>\$ 36,506</b>      | <b>\$ 17,789</b>     |
| <b>Tax Assessor-Collector</b>              |                      |                       |                       |                      |
| <b>Assets</b>                              |                      |                       |                       |                      |
| Cash and cash equivalents                  | \$ 2,164,688         | \$ 228,967,269        | \$ 228,363,368        | \$ 2,768,589         |
| <b>Total Assets</b>                        | <b>\$ 2,164,688</b>  | <b>\$ 228,967,269</b> | <b>\$ 228,363,368</b> | <b>\$ 2,768,589</b>  |
| <b>Liabilities</b>                         |                      |                       |                       |                      |
| Funds Held for Others                      | \$ 2,164,688         | \$ 8,798,014          | \$ 8,194,113          | \$ 2,768,589         |
| <b>Total Liabilities</b>                   | <b>\$ 2,164,688</b>  | <b>\$ 8,798,014</b>   | <b>\$ 8,194,113</b>   | <b>\$ 2,768,589</b>  |
| <b>District Clerk Trust &amp; Registry</b> |                      |                       |                       |                      |
| <b>Assets</b>                              |                      |                       |                       |                      |
| Cash and cash equivalents                  | \$ 434,074           | \$ 1,432,886          | \$ 1,239,766          | \$ 627,194           |
| Certificates of Deposit                    | 393,747              | 25,432                | 149,193               | 269,986              |
| <b>Total Assets</b>                        | <b>\$ 827,821</b>    | <b>\$ 1,458,318</b>   | <b>\$ 1,388,959</b>   | <b>\$ 897,180</b>    |
| <b>Liabilities</b>                         |                      |                       |                       |                      |
| Funds Held for Others                      | \$ 827,821           | \$ 586,898            | \$ 517,539            | \$ 897,180           |
| <b>Total Liabilities</b>                   | <b>\$ 827,821</b>    | <b>\$ 586,898</b>     | <b>\$ 517,539</b>     | <b>\$ 897,180</b>    |



**GUADALUPE COUNTY, TEXAS**

*COMBINING STATEMENT OF CHANGES IN ASSETS AND LIABILITIES (continued)*

*AGENCY FUNDS*

*For the Year Ended September 30, 2014*

|  | Balance<br>10/1/2013 | Additions           | Deletions           | Balance<br>9/30/2014 |
|--|----------------------|---------------------|---------------------|----------------------|
| <b>County Clerk Trust &amp; Registry</b> |                      |                     |                     |                      |
| <b>Assets</b>                            |                      |                     |                     |                      |
| Cash and cash equivalents                | \$ 321,653           | \$ 1,923,382        | \$ 1,002,198        | \$ 1,242,837         |
| Certificates of Deposit                  | 555,052              | 258,283             | 253,776             | 559,559              |
| <b>Total Assets</b>                      | <b>\$ 876,705</b>    | <b>\$ 2,181,665</b> | <b>\$ 1,255,974</b> | <b>\$ 1,802,396</b>  |
| <b>Liabilities</b>                       |                      |                     |                     |                      |
| Funds Held for Others                    | \$ 876,705           | \$ 1,625,353        | \$ 699,662          | \$ 1,802,396         |
| <b>Total Liabilities</b>                 | <b>\$ 876,705</b>    | <b>\$ 1,625,353</b> | <b>\$ 699,662</b>   | <b>\$ 1,802,396</b>  |
| <b>Adult Probation</b>                   |                      |                     |                     |                      |
| <b>Assets</b>                            |                      |                     |                     |                      |
| Cash and cash equivalents                | \$ 656,375           | \$ 2,858,533        | \$ 2,844,937        | \$ 669,971           |
| <b>Total Assets</b>                      | <b>\$ 656,375</b>    | <b>\$ 2,858,533</b> | <b>\$ 2,844,937</b> | <b>\$ 669,971</b>    |
| <b>Liabilities</b>                       |                      |                     |                     |                      |
| Funds Held for Others                    | \$ 656,375           | \$ 2,858,533        | \$ 2,844,937        | \$ 669,971           |
| <b>Total Liabilities</b>                 | <b>\$ 656,375</b>    | <b>\$ 2,858,533</b> | <b>\$ 2,844,937</b> | <b>\$ 669,971</b>    |
| <b>Child Protection</b>                  |                      |                     |                     |                      |
| <b>Assets</b>                            |                      |                     |                     |                      |
| Cash and cash equivalents                | \$ 12,794            | \$ 9,679            | \$ 12,227           | \$ 10,246            |
| <b>Total Assets</b>                      | <b>\$ 12,794</b>     | <b>\$ 9,679</b>     | <b>\$ 12,227</b>    | <b>\$ 10,246</b>     |
| <b>Liabilities</b>                       |                      |                     |                     |                      |
| Funds Held for Others                    | \$ 12,794            | \$ 8,623            | \$ 11,171           | \$ 10,246            |
| <b>Total Liabilities</b>                 | <b>\$ 12,794</b>     | <b>\$ 8,623</b>     | <b>\$ 11,171</b>    | <b>\$ 10,246</b>     |
| <b>Seized and Trust Funds</b>            |                      |                     |                     |                      |
| <b>Assets</b>                            |                      |                     |                     |                      |
| Cash and cash equivalents                | \$ 7,532             | \$ 1,022,529        | \$ 764,064          | \$ 265,997           |
| <b>Total Assets</b>                      | <b>\$ 7,532</b>      | <b>\$ 1,022,529</b> | <b>\$ 764,064</b>   | <b>\$ 265,997</b>    |
| <b>Liabilities</b>                       |                      |                     |                     |                      |
| Funds Held for Others                    | \$ 7,532             | \$ 391,280          | \$ 132,815          | \$ 265,997           |
| <b>Total Liabilities</b>                 | <b>\$ 7,532</b>      | <b>\$ 391,280</b>   | <b>\$ 132,815</b>   | <b>\$ 265,997</b>    |

**GUADALUPE COUNTY, TEXAS**

*COMBINING STATEMENT OF CHANGES IN ASSETS AND LIABILITIES (continued)*

**AGENCY FUNDS**

*For the Year Ended September 30, 2014*

|                               | Balance<br>10/1/2013 | Additions             | Deletions             | Balance<br>9/30/2014 |
|-------------------------------|----------------------|-----------------------|-----------------------|----------------------|
| <b>Unclaimed Property</b>     |                      |                       |                       |                      |
| <b>Assets</b>                 |                      |                       |                       |                      |
| Cash and cash equivalents     | \$ 34,874            | \$ 3,548              | \$                    | \$ 38,422            |
| <b>Total Assets</b>           | <b>\$ 34,874</b>     | <b>\$ 3,548</b>       | <b>\$</b>             | <b>\$ 38,422</b>     |
| <b>Liabilities</b>            |                      |                       |                       |                      |
| Funds Held for Others         | \$ 34,874            | \$ 3,548              | \$                    | \$ 38,422            |
| <b>Total Liabilities</b>      | <b>\$ 34,874</b>     | <b>\$ 3,548</b>       | <b>\$</b>             | <b>\$ 38,422</b>     |
| <b>Total All Agency Funds</b> |                      |                       |                       |                      |
| <b>Assets</b>                 |                      |                       |                       |                      |
| Cash and cash equivalents     | \$ 3,991,406         | \$ 236,815,350        | \$ 235,165,711        | \$ 5,641,045         |
| Certificates of Deposit       | 1,108,799            | 283,715               | 562,969               | 829,545              |
| <b>Total Assets</b>           | <b>\$ 5,100,205</b>  | <b>\$ 237,099,065</b> | <b>\$ 235,728,680</b> | <b>\$ 6,470,590</b>  |
| <b>Liabilities</b>            |                      |                       |                       |                      |
| Funds Held for Others         | \$ 5,100,205         | \$ 14,311,589         | \$ 12,941,204         | \$ 6,470,590         |
| <b>Total Liabilities</b>      | <b>\$ 5,100,205</b>  | <b>\$ 14,311,589</b>  | <b>\$ 12,941,204</b>  | <b>\$ 6,470,590</b>  |

**GUADALUPE COUNTY, TEXAS**  
**STATISTICAL SECTION**  
**SEPTEMBER 30, 2014**

This part of the Guadalupe County's annual financial report presents detailed information as a context for understanding what the information in the financial statements, note disclosures, and required supplementary information says about Guadalupe County's overall financial health.

Financial Trends

Net Position by Component  
Change in Net Position  
Fund Balances, Governmental Funds  
Changes in Fund Balances, Governmental Funds

*These schedules contain trend information to help the reader understand how the County's financial performance and well-being have changed over time.*

Revenue Capacity

Assessed Value and Actual Value of Property  
Property Tax Levies and Collections  
Property Tax Rates – All Overlapping Governments  
Principal Property Taxpayers

*These schedules contain information to help the reader assess the factors affecting the County's ability to generate its property and sales tax.*

Debt Capacity

Ratios of Outstanding Debt by Type  
Ratios of General Bonded Debt Outstanding  
Direct and Overlapping Governmental Activities Debt

*These schedules present information to help the reader assess the affordability of the County's current level of debt and the County's ability to issue additional debt in the future.*

Demographic and Economic Information

Demographic and Economic Statistics  
Principal Employers  
Schedule of Employment by Industry

*These schedules offer demographic and economic indicators to help the reader understand how the County's financial activities take place and to help make comparisons over time and with other governments.*

**GUADALUPE COUNTY, TEXAS**  
**STATISTICAL SECTION (Continued)**  
**SEPTEMBER 30, 2014**

Operating Information

Capital Asset Statistics by Function  
Full Time Equivalent County Government Employees  
Operating Indicators by Function

*These schedules contain information about the County's operations and resources to help the reader understand how the County's financial information relates to the services the County provides and the activities it performs.*



**GUADALUPE COUNTY, TEXAS**

**NET POSITION BY COMPONENT**

**LAST TEN FISCAL YEARS**

*Amounts in (000's)*

*(Accrual Basis of Accounting)*

**UNAUDITED**

|   | <b>Fiscal Year</b> |                  |                  |                  |
|---|--------------------|------------------|------------------|------------------|
|   | <b>2005</b>        | <b>2006</b>      | <b>2007</b>      | <b>2008</b>      |
| <b>Governmental Activities</b>                    |                    |                  |                  |                  |
| Net investment in capital assets                  | \$ 22,322          | \$ 24,513        | \$ 25,664        | \$ 29,640        |
| Restricted  | 49                 | 269              | 317              | 157              |
| Unrestricted                                      | 14,094             | 16,778           | 21,946           | 25,510           |
| <b>Total governmental activities net position</b> | <b>\$ 36,465</b>   | <b>\$ 41,560</b> | <b>\$ 47,927</b> | <b>\$ 55,307</b> |

| <b>Fiscal Year</b> |                  |                  |                  |                  |                  |
|--------------------|------------------|------------------|------------------|------------------|------------------|
| <b>2009</b>        | <b>2010</b>      | <b>2011</b>      | <b>2012</b>      | <b>2013</b>      | <b>2014</b>      |
| \$ 28,247          | \$ 36,383        | \$ 39,013        | \$ 41,828        | \$ 44,386        | \$ 55,386        |
| 187                | 257              | 5,655            | 5,827            | 7,019            | 6,383            |
| 32,391             | 26,766           | 20,922           | 29,753           | 31,057           | 26,322           |
| <u>\$ 60,825</u>   | <u>\$ 63,406</u> | <u>\$ 65,590</u> | <u>\$ 77,408</u> | <u>\$ 82,462</u> | <u>\$ 88,091</u> |

**GUADALUPE COUNTY, TEXAS**

**CHANGES IN NET POSITION**

*Last Ten Fiscal Years*

*(Accrual Basis of Accounting)*

**UNAUDITED**

|   | <b>Fiscal Year</b>     |                        |                        |                        |
|---|------------------------|------------------------|------------------------|------------------------|
|   | <b>2005</b>            | <b>2006</b>            | <b>2007</b>            | <b>2008</b>            |
| <b>Expenses</b>   |                        |                        |                        |                        |
| <b>Governmental Activities:</b>                           |                        |                        |                        |                        |
| General government  | \$ 9,036,349           | \$ 10,150,652          | \$ 6,428,584           | \$ 6,854,394           |
| Judicial  |                        |                        | 7,507,134              | 8,197,806              |
| Public safety   | 11,503,670             | 13,227,482             | 13,793,072             | 14,849,005             |
| Infrastructure and Environmental Support                  | 6,544,199              | 6,709,576              | 4,349,623              | 4,186,228              |
| Health and Social Services                                | 3,753,443              | 3,934,746              | 4,264,741              | 4,101,436              |
| Interest on long-term debt                                | 642,361                | 549,682                | 519,698                | 503,508                |
| <b>Total governmental activities expenses</b>             | <b>31,480,022</b>      | <b>34,572,138</b>      | <b>36,862,852</b>      | <b>38,692,377</b>      |
| <b>Program Revenues</b>                                   |                        |                        |                        |                        |
| <b>Governmental Activities:</b>                           |                        |                        |                        |                        |
| <b>Charges for services:</b>                              |                        |                        |                        |                        |
| General government  | \$ 3,327,476           | \$ 4,147,774           | \$ 3,107,604           | \$ 2,546,800           |
| Judicial  |                        |                        | 1,576,806              | 1,503,238              |
| Public Safety   | 2,976,254              | 4,404,129              | 4,554,942              | 3,705,631              |
| Infrastructure and Environmental Support                  | 477,021                | 464,452                | 574,379                | 539,205                |
| Health and Social Services                                | 568,213                | 326,910                | 154,944                | 168,551                |
| Operating grants and contributions                        | 2,272,175              | 2,562,884              | 2,560,239              | 2,520,114              |
| Capital grants and contributions                          | 330,037                | 45,924                 | 140,660                | 278,160                |
| <b>Total governmental activities program revenues</b>     | <b>9,951,176</b>       | <b>11,952,073</b>      | <b>12,669,574</b>      | <b>11,261,699</b>      |
| <b>Net (Expense) Revenue</b>                              |                        |                        |                        |                        |
| Governmental activities                                   | (21,528,846)           | (22,620,065)           | (24,193,278)           | (27,430,678)           |
| <b>Total primary government net expense</b>               | <b>\$ (21,528,846)</b> | <b>\$ (22,620,065)</b> | <b>\$ (24,193,278)</b> | <b>\$ (27,430,678)</b> |
| <b>General Revenues and Other Changes in Net Position</b> |                        |                        |                        |                        |
| <b>Governmental Activities:</b>                           |                        |                        |                        |                        |
| <b>Taxes:</b>   |                        |                        |                        |                        |
| Property taxes  | \$ 20,624,494          | \$ 22,471,764          | \$ 25,171,944          | \$ 26,253,635          |
| Sales and use taxes                                       | 3,634,415              | 4,092,473              | 4,684,240              | 4,748,085              |
| Other Taxes   | 70,768                 | 87,224                 | 108,678                | 2,270,859              |
| Unrestricted earnings on investments                      | 440,656                | 916,132                | 1,283,441              | 1,056,795              |
| Miscellaneous   | 26,690                 | 53,279                 | 109,301                | 441,014                |
| Special Item - CPS Agreement                              |                        |                        |                        |                        |
| Gain (Loss) on Disposal of Capital Assets                 | 39,597                 | 93,511                 | (796,052)              | 38,717                 |
| <b>Total governmental activities</b>                      | <b>24,836,620</b>      | <b>27,714,383</b>      | <b>30,561,552</b>      | <b>34,809,105</b>      |
| <b>Changes in Net Position:</b>                           |                        |                        |                        |                        |
| Governmental activities                                   | \$ 3,307,774           | \$ 5,094,318           | \$ 6,368,274           | \$ 7,378,427           |
| <b>Total primary government</b>                           | <b>\$ 3,307,774</b>    | <b>\$ 5,094,318</b>    | <b>\$ 6,368,274</b>    | <b>\$ 7,378,427</b>    |



| Fiscal Year            |                        |                        |                        |                        |                        |
|------------------------|------------------------|------------------------|------------------------|------------------------|------------------------|
| 2009                   | 2010                   | 2011                   | 2012                   | 2013                   | 2014                   |
| \$ 7,830,513           | \$ 8,674,334           | \$ 9,496,276           | \$ 9,496,422           | \$ 10,195,997          | \$ 10,748,258          |
| 8,586,200              | 9,089,541              | 7,997,761              | 8,096,118              | 8,310,941              | 8,881,221              |
| 16,676,072             | 17,710,994             | 20,122,322             | 19,940,941             | 20,349,674             | 20,696,681             |
| 4,538,561              | 5,007,359              | 5,587,963              | 5,404,756              | 6,078,130              | 5,758,456              |
| 4,248,397              | 4,517,483              | 4,417,310              | 4,482,183              | 4,618,442              | 5,364,154              |
| 651,252                | 818,503                | 767,308                | 717,745                | 690,723                | 177,421                |
| <u>42,530,995</u>      | <u>45,818,214</u>      | <u>48,388,940</u>      | <u>48,138,165</u>      | <u>50,243,907</u>      | <u>51,626,191</u>      |
| <br>                   |                        |                        |                        |                        |                        |
| \$ 1,507,493           | \$ 1,560,440           | \$ 2,472,200           | \$ 2,399,002           | \$ 2,917,877           | \$ 2,780,546           |
| 2,145,790              | 2,203,309              | 1,609,124              | 1,516,483              | 1,563,405              | 1,778,480              |
| 4,147,677              | 3,243,420              | 2,801,568              | 2,765,811              | 2,331,655              | 2,511,119              |
| 61,622                 | 1,519,542              | 2,109,106              | 2,135,705              | 2,192,506              | 2,084,664              |
| 483,601                | 79,179                 | 21,647                 | 20,815                 | 20,663                 | 159,649                |
| 2,687,547              | 3,029,805              | 3,159,332              | 3,014,118              | 3,144,533              | 3,649,295              |
| 118,790                |                        | 211,441                |                        |                        | 66,402                 |
| <u>11,152,520</u>      | <u>11,635,695</u>      | <u>12,384,418</u>      | <u>11,851,934</u>      | <u>12,170,639</u>      | <u>13,030,155</u>      |
| <br>                   |                        |                        |                        |                        |                        |
| <u>(31,378,475)</u>    | <u>(34,182,519)</u>    | <u>(36,004,522)</u>    | <u>(36,286,231)</u>    | <u>(38,073,268)</u>    | <u>(38,596,036)</u>    |
| <u>\$ (31,378,475)</u> | <u>\$ (34,182,519)</u> | <u>\$ (36,004,522)</u> | <u>\$ (36,286,231)</u> | <u>\$ (38,073,268)</u> | <u>\$ (38,596,036)</u> |
| <br>                   |                        |                        |                        |                        |                        |
| \$ 29,538,431          | \$ 30,476,717          | \$ 32,904,361          | \$ 34,181,203          | \$ 35,761,627          | \$ 36,229,266          |
| 4,669,169              | 4,671,993              | 5,251,331              | 5,956,369              | 6,685,002              | 7,344,556              |
| 2,315,443              | 1,099,123              |                        |                        |                        |                        |
| 486,557                | 339,255                | 248,979                | 165,789                | 136,125                | 199,517                |
| 57,832                 | 98,877                 | 38,855                 | 150,874                | 418,324                | 393,781                |
|                        |                        |                        | 7,667,000              |                        |                        |
| 28,756                 | 77,230                 | (255,617)              | (16,412)               |                        | 58,218                 |
| <u>37,096,188</u>      | <u>36,763,195</u>      | <u>38,187,909</u>      | <u>48,104,823</u>      | <u>43,001,078</u>      | <u>44,225,338</u>      |
| <br>                   |                        |                        |                        |                        |                        |
| \$ 5,717,713           | \$ 2,580,676           | \$ 2,183,387           | \$ 11,818,592          | \$ 4,927,810           | \$ 5,629,302           |
| <u>\$ 5,717,713</u>    | <u>\$ 2,580,676</u>    | <u>\$ 2,183,387</u>    | <u>\$ 11,818,592</u>   | <u>\$ 4,927,810</u>    | <u>\$ 5,629,302</u>    |

**GUADALUPE COUNTY, TEXAS**  
**FUND BALANCES OF GOVERNMENTAL FUNDS**  
*Last Ten Fiscal Years*  
*(Modified Accrual Basis of Accounting)*  
**UNAUDITED**

|   | <b>Fiscal Year</b>  |                     |                      |                      |
|---|---------------------|---------------------|----------------------|----------------------|
|   | <b>2005</b>         | <b>2006</b>         | <b>2007</b>          | <b>2008</b>          |
| <b>General fund</b>                       |                     |                     |                      |                      |
| Nonspendable:                             |                     |                     |                      |                      |
| Prepaid items                             | \$ 317,035          | \$ 326,353          | \$ 344,315           | \$ 316,860           |
| Restricted:                               |                     |                     |                      |                      |
| Records Management                        |                     |                     |                      |                      |
| Other Purposes                            |                     |                     |                      |                      |
| Committed                                 |                     |                     |                      |                      |
| Assigned for other purposes               |                     |                     |                      |                      |
| Unassigned                                | 7,000,966           | 8,021,229           | 10,665,523           | 10,341,481           |
| <b>Total General fund</b>                 | <b>\$ 7,318,001</b> | <b>\$ 8,347,582</b> | <b>\$ 11,009,838</b> | <b>\$ 10,658,341</b> |
| <br>                                      |                     |                     |                      |                      |
| <b>All other governmental funds</b>       |                     |                     |                      |                      |
| Nonspendable:                             |                     |                     |                      |                      |
| Prepaid items                             | \$ 79,505           | \$ 112,574          | \$ 109,945           | \$ 169,500           |
| Inventories                               | 18,285              | 17,442              | 19,221               | 19,890               |
| Restricted:                               |                     |                     |                      |                      |
| Debt Service Fund                         | 49,275              | 173,107             | 227,801              | 59,450               |
| Road & Bridge                             | 537,559             | 677,339             | 996,863              | 1,224,041            |
| Public Safety                             |                     |                     |                      |                      |
| Capital Projects                          |                     |                     |                      |                      |
| Other Purposes                            | 2,533,373           | 3,110,014           | 3,965,468            | 4,870,759            |
| Committed                                 | 425,854             | 904,592             | 1,426,794            | 2,602,416            |
| Assigned for other purposes               | 3,839               | 1,076               | 2,186                | 5,137                |
| <b>Total all other governmental funds</b> | <b>\$ 3,647,690</b> | <b>\$ 4,996,144</b> | <b>\$ 6,748,278</b>  | <b>\$ 8,951,193</b>  |

Note: In conforming to provisions of GASB Statement No. 54, fund balances of prior periods were restated to the new fund balance classifications.

| <b>Fiscal Year</b>   |                      |                      |                      |                      |                      |
|----------------------|----------------------|----------------------|----------------------|----------------------|----------------------|
| <b>2009</b>          | <b>2010</b>          | <b>2011</b>          | <b>2012</b>          | <b>2013</b>          | <b>2014</b>          |
| \$ 237,078           | \$ 279,507           | \$ 341,437           | \$ 245,326           | \$ 337,430           | \$ 345,140           |
|                      |                      |                      | 1,327,856            | 915,503              | 717,528              |
|                      |                      | 1,213,652            | 55,892               | 235,953              | 135,219              |
|                      |                      | 500,000              | 5,250,000            | 500,000              | 5,399,266            |
|                      |                      | 1,440                | 7,668,319            | 7,667,000            | 6,467,000            |
| 12,538,034           | 12,677,955           | 13,627,254           | 10,684,123           | 15,420,547           | 9,268,576            |
| <u>\$ 12,775,112</u> | <u>\$ 12,957,462</u> | <u>\$ 15,683,783</u> | <u>\$ 25,231,516</u> | <u>\$ 25,076,433</u> | <u>\$ 22,332,729</u> |
| \$ 96,670            | \$ 142,836           | \$ 5,971             | \$ 32,417            | \$ 30,403            | \$ 19,334            |
| 24,770               | 11,946               | 153,210              | 168,712              | 192,023              | 172,661              |
| 121,656              | 190,722              | 118,880              | 180,685              | 65,905               | 189,760              |
| 1,693,341            | 1,493,286            | 1,096,300            | 1,557,711            | 1,853,235            | 1,796,493            |
|                      |                      |                      | 1,280,666            | 1,508,517            | 419,444              |
|                      |                      |                      |                      | 735,308              |                      |
| 10,222,728           | 5,279,263            | 3,225,863            | 1,424,168            | 1,704,760            | 3,079,723            |
| 1,428,334            | 1,042,555            | 299,284              | 16,238               | 2,350,000            |                      |
| 5,750                | 4,454                |                      | 274,284              |                      | 1,074,239            |
| <u>\$ 13,593,248</u> | <u>\$ 8,165,063</u>  | <u>\$ 4,899,508</u>  | <u>\$ 4,934,881</u>  | <u>\$ 8,440,151</u>  | <u>\$ 6,751,654</u>  |

**GUADALUPE COUNTY, TEXAS**  
**CHANGES IN FUND BALANCES OF GOVERNMENTAL FUNDS**  
*Last Ten Fiscal Years*  
*(Modified Accrual Basis of Accounting)*  
**UNAUDITED**

|   | Fiscal Year       |                     |                     |                     |
|---|-------------------|---------------------|---------------------|---------------------|
|   | 2005              | 2006                | 2007                | 2008                |
| <b>Revenues</b>   |                   |                     |                     |                     |
| Taxes   |                   |                     |                     |                     |
| Property Tax  | \$ 20,510,392     | \$ 22,482,429       | \$ 25,153,434       | \$ 26,611,093       |
| Sales and Use Tax                                       | 3,634,415         | 4,092,473           | 4,684,240           | 4,478,085           |
| Other Tax   | 70,768            | 87,224              | 108,678             | 2,270,859           |
| Licenses and permits                                    | 352,351           | 436,360             | 466,791             | 174,066             |
| Intergovernmental                                       | 2,397,315         | 2,564,490           | 2,607,662           | 2,515,488           |
| Charges for services                                    | 4,582,392         | 6,811,799           | 7,183,595           | 6,216,774           |
| Fines and forfeitures                                   | 1,525,235         | 1,408,682           | 1,581,621           | 1,622,058           |
| Earnings on Investments                                 |                   |                     |                     |                     |
| Miscellaneous   | 1,557,121         | 1,509,821           | 1,903,950           | 1,919,731           |
| <b>Total Revenues</b>                                   | <u>34,629,989</u> | <u>39,393,278</u>   | <u>43,689,971</u>   | <u>45,808,154</u>   |
| <b>Expenditures</b>                                     |                   |                     |                     |                     |
| <i>Current:</i>   |                   |                     |                     |                     |
| General government                                      | 8,678,173         | 9,430,748           | 4,456,106           | 7,163,247           |
| Judicial**  |                   |                     | 7,230,843           | 7,901,046           |
| Public safety   | 11,112,542        | 11,837,489          | 13,261,398          | 14,729,591          |
| Infrastructure & Environmental                          | 4,792,572         | 5,137,024           | 5,493,032           | 5,888,136           |
| Health and Social Services                              | 6,851,945         | 6,683,940           | 4,326,924           | 4,177,704           |
| <b>Debt Service:</b>                                    |                   |                     |                     |                     |
| Principal   | 610,000           | 755,000             | 710,000             | 745,000             |
| Interest and other charges                              | 641,278           | 576,292             | 503,193             | 467,872             |
| Capital outlay  | 1,381,486         | 2,665,147           | 3,340,601           | 2,884,140           |
| <b>Total Expenditures</b>                               | <u>34,067,996</u> | <u>37,085,640</u>   | <u>39,322,097</u>   | <u>43,956,736</u>   |
| Excess of revenues over (under) expenditures            | 561,993           | 2,307,638           | 4,367,874           | 1,851,418           |
| <b>Other Financing Sources (Uses)</b>                   |                   |                     |                     |                     |
| Transfers In  | 2,247,849         | 3,945,740           | 3,945,640           | 5,140,149           |
| Transfers Out   | (2,247,849)       | (3,945,740)         | (3,945,640)         | (5,140,149)         |
| Proceeds from Bonds                                     |                   | 9,495,000           |                     |                     |
| CPS Energy Payment                                      |                   |                     |                     |                     |
| Payment to Bond Escrow                                  |                   | (9,726,211)         |                     |                     |
| Bond Premium  |                   | 301,608             |                     |                     |
| <b>Total other financing sources (uses)</b>             |                   | <u>70,397</u>       |                     |                     |
| Net change in fund balances                             | <u>\$ 561,993</u> | <u>\$ 2,378,035</u> | <u>\$ 4,367,874</u> | <u>\$ 1,851,418</u> |
| Debt service as a percentage of noncapital expenditures | 3.8%              | 3.9%                | 3.4%                | 3.0%                |

\*\* The Judicial Activities line item was added in the 2007 report. The Judicial Activities amounts had previously been included in the General Government and Public Safety Activities.

| <b>Fiscal Year</b>  |                       |                     |                     |                     |                       |  |
|---------------------|-----------------------|---------------------|---------------------|---------------------|-----------------------|--|
| <b>2009</b>         | <b>2010</b>           | <b>2011</b>         | <b>2012</b>         | <b>2013</b>         | <b>2014</b>           |  |
| \$ 29,621,599       | \$ 30,423,558         | \$ 32,821,340       | \$ 34,047,992       | \$ 35,764,629       | \$ 36,272,071         |  |
| 4,669,169           | 4,671,993             | 5,128,516           | 5,837,212           | 6,555,430           | 7,184,231             |  |
| 2,315,443           | 2,228,974             | 2,388,717           | 2,539,465           | 2,803,549           | 2,927,884             |  |
| 193,672             | 210,420               | 104,418             | 141,088             | 129,929             | 154,924               |  |
| 2,747,324           | 2,683,829             | 5,100,213           | 4,729,613           | 4,296,518           | 5,016,773             |  |
| 6,183,246           | 5,686,786             | 3,177,371           | 3,058,006           | 3,300,854           | 3,420,318             |  |
| 1,578,473           | 1,444,721             | 1,205,879           | 1,277,925           | 1,454,543           | 1,611,072             |  |
|                     |                       | 200,772             | 159,876             | 131,481             | 167,995               |  |
| 984,918             | 841,804               | 232,309             | 262,284             | 546,680             | 572,755               |  |
| <u>48,293,844</u>   | <u>48,192,085</u>     | <u>50,359,535</u>   | <u>52,053,461</u>   | <u>54,983,613</u>   | <u>57,328,023</u>     |  |
| 7,113,606           | 7,617,893             | 8,568,776           | 7,938,050           | 9,043,511           | 9,913,448             |  |
| 8,442,959           | 8,848,004             | 7,704,889           | 7,908,862           | 8,153,235           | 8,919,448             |  |
| 16,318,027          | 16,028,646            | 18,981,948          | 18,917,958          | 19,295,498          | 19,693,070            |  |
| 6,321,518           | 6,340,086             | 6,906,632           | 6,495,953           | 6,781,572           | 6,946,140             |  |
| 3,901,306           | 5,008,854             | 4,700,120           | 4,704,871           | 4,861,691           | 5,321,778             |  |
| 785,000             | 1,300,000             | 1,355,000           | 1,410,000           | 1,475,000           | 1,790,000             |  |
| 626,269             | 770,907               | 723,717             | 674,784             | 667,166             | 229,173               |  |
| 7,926,332           | 7,523,530             | 1,957,688           | 2,086,877           | 6,355,753           | 4,809,609             |  |
| <u>51,435,017</u>   | <u>53,437,920</u>     | <u>50,898,770</u>   | <u>50,137,355</u>   | <u>56,633,426</u>   | <u>57,622,666</u>     |  |
| (3,141,173)         | (5,245,835)           | (539,235)           | 1,916,106           | (1,649,813)         | (294,643)             |  |
| 3,484,687           | 4,774,195             | 3,377,880           | 3,408,024           | 6,304,845           | 11,911,014            |  |
| (3,484,687)         | (4,774,195)           | (3,377,880)         | (3,408,024)         | (6,304,845)         | (11,161,014)          |  |
| 9,900,000           |                       |                     |                     | 5,000,000           | 8,035,000             |  |
|                     |                       |                     | 7,667,000           |                     | (13,161,785)          |  |
| <u>9,900,000</u>    | <u></u>               | <u></u>             | <u>7,667,000</u>    | <u>5,000,000</u>    | <u>(4,376,785)</u>    |  |
| <u>\$ 6,758,827</u> | <u>\$ (5,245,835)</u> | <u>\$ (539,235)</u> | <u>\$ 9,583,106</u> | <u>\$ 3,350,187</u> | <u>\$ (4,671,428)</u> |  |
| 3.2%                | 4.5%                  | 4.2%                | 4.3%                | 4.3%                | 3.8%                  |  |

**GUADALUPE COUNTY, TEXAS**  
**ASSESSED VALUE AND ACTUAL VALUE**  
**OF TAXABLE PROPERTY**  
*Last Ten Fiscal Years*  
**UNAUDITED**

| <b>Fiscal Year</b> | <b>Tax Year</b> | <b>Residential Property</b> | <b>Commercial Property</b> | <b>Industrial Property</b> | <b>All Other Property</b> | <b>Less Exemptions<sup>2</sup></b> | <b>Total Taxable Assessed Value</b> | <b>Total Direct Tax Rate<sup>1</sup></b> |
|--------------------|-----------------|-----------------------------|----------------------------|----------------------------|---------------------------|------------------------------------|-------------------------------------|--|
| 2005               | 2004            | \$ 3,339,261,140            | \$ 595,316,888             | \$ 811,563,073             | \$ 1,037,025,524          | \$ (1,162,213,619)                 | \$ 4,620,953,006                    | \$ 0.40310                               |
| 2006               | 2005            | 3,708,595,112               | 663,052,172                | 837,162,984                | 1,147,373,443             | (1,850,482,838)                    | 4,505,700,873                       | 0.40310                                  |
| 2007               | 2006            | 4,260,620,430               | 794,878,863                | 786,908,666                | 1,418,586,228             | (2,084,617,690)                    | 5,176,376,497                       | 0.40310                                  |
| 2008               | 2007            | 5,011,234,309               | 947,112,502                | 813,325,398                | 1,745,866,450             | (2,392,065,845)                    | 6,125,472,814                       | 0.38950                                  |
| 2009               | 2008            | 5,727,120,325               | 1,088,382,749              | 821,868,929                | 2,097,756,354             | (2,875,402,136)                    | 6,859,726,221                       | 0.38950                                  |
| 2010               | 2009            | 6,008,537,429               | 1,158,382,924              | 854,308,941                | 2,132,780,059             | (3,172,923,673)                    | 6,981,085,680                       | 0.38950                                  |
| 2011               | 2010            | 6,274,887,772               | 1,201,621,064              | 816,267,220                | 2,183,669,551             | (3,146,942,797)                    | 7,329,502,810                       | 0.39990                                  |
| 2012               | 2011            | 6,455,723,607               | 1,158,152,630              | 1,165,647,116              | 2,325,352,167             | (3,556,012,069)                    | 7,548,863,451                       | 0.40360                                  |
| 2013               | 2012            | 6,668,593,282               | 1,256,232,806              | 1,508,670,073              | 2,572,405,496             | (4,152,888,905)                    | 7,853,012,752                       | 0.40360                                  |
| 2014               | 2013            | 6,944,877,567               | 1,314,650,253              | 1,358,151,370              | 2,786,796,060             | (4,306,373,827)                    | 8,098,101,423                       | 0.39990                                  |

Source: Guadalupe County Appraisal District

Note:

<sup>1</sup> Tax rates are per \$100 of assessed value

<sup>2</sup> Exemptions include tax-exempt property, productivity loss for agriculture, property tax exemptions, and freeze adjusted properties

**GUADALUPE COUNTY, TEXAS**  
**PROPERTY TAX LEVIES AND COLLECTIONS\***  
*Last Ten Fiscal Years*

**UNAUDITED**

| <b>Fiscal Year</b> | <b>Tax Year</b> | <b>Total Tax Levy for Fiscal Year</b> | <b>Collected Within the Fiscal Year of the Levy</b> |                        | <b>Collections in Subsequent Years</b> | <b>Total Collections to Date</b> |                        |
|--------------------|-----------------|---------------------------------------|---|------------------------|--|----------------------------------|------------------------|
|                    |                 |                                       | <b>Amount</b>                                       | <b>Percent of Levy</b> | <b>Amount</b>                          | <b>Amount</b>                    | <b>Percent of Levy</b> |
| 2005               | 2004            | \$ 18,616,842                         | \$ 18,024,097                                       | 96.8%                  | \$ 463,027                             | \$ 18,487,124                    | 99.3%                  |
| 2006               | 2005            | 20,428,930                            | 19,898,422  | 97.4%                  | 497,988                                | 20,396,410                       | 99.8%                  |
| 2007               | 2006            | 23,035,688                            | 22,566,576  | 98.0%                  | 421,670                                | 22,988,246                       | 99.8%                  |
| 2008               | 2007            | 22,099,651                            | 21,547,799  | 97.5%                  | 508,182                                | 22,055,981                       | 99.8%                  |
| 2009               | 2008            | 24,547,982                            | 23,948,004  | 97.6%                  | 535,994                                | 24,483,998                       | 99.7%                  |
| 2010               | 2009            | 29,973,693                            | 29,406,738  | 98.1%                  | 488,081                                | 29,894,819                       | 99.7%                  |
| 2011               | 2010            | 28,066,450                            | 27,572,118  | 98.2%                  | 386,568                                | 27,958,686                       | 99.6%                  |
| 2012               | 2011            | 29,091,923                            | 28,627,225  | 98.4%                  | 316,585                                | 28,943,810                       | 99.5%                  |
| 2013               | 2012            | 29,838,657                            | 29,391,445  | 98.5%                  | 226,204                                | 29,617,649                       | 99.3%                  |
| 2014               | 2013            | 30,212,622                            | 29,793,388  | 98.6%                  |  | 29,793,388                       | 98.6%                  |

\*excludes Road & Bridge Property taxes

**GUADALUPE COUNTY, TEXAS**  
**PROPERTY TAX RATES**  
**DIRECT AND OVERLAPPING GOVERNMENTS**  
*Last Ten Fiscal Years*  
**UNAUDITED**

| <b>Fiscal Year</b>      | <b>2005</b>       | <b>2006</b>       | <b>2007</b>       | <b>2008</b>       |
|-------------------------|-------------------|-------------------|-------------------|-------------------|
| <b>Tax Year</b>         | <b>2004</b>       | <b>2005</b>       | <b>2006</b>       | <b>2007</b>       |
| <b>Tax Rates</b>        |                   |                   |                   |                   |
| Guadalupe County        | \$ 0.35300        | \$ 0.35310        | \$ 0.34810        | \$ 0.32950        |
| Lateral Road            | 0.05000           | 0.05000           | 0.05500           | 0.06000           |
| Total tax rate          | <u>\$ 0.40300</u> | <u>\$ 0.40310</u> | <u>\$ 0.40310</u> | <u>\$ 0.38950</u> |
| <i>Cities:</i>          |                   |                   |                   |                   |
| City of Seguin          | \$ 0.40210        | \$ 0.43260        | \$ 0.48140        | \$ 0.48230        |
| City of Shertz          | 0.36700           | 0.39770           | 0.43170           | 0.40900           |
| City of Cibolo          | 0.26950           | 0.31780           | 0.31860           | 0.31860           |
| City of Marion          | 0.38560           | 0.39000           | 0.39000           | 0.36880           |
| City of Selma           | 0.31990           | 0.31930           | 0.28650           | 0.26210           |
| City of New Braunfels   | 0.44833           | 0.42561           | 0.40990           | 0.40990           |
| City of San Marcos      | 0.47100           | 0.47020           | 0.47020           | 0.53020           |
| City of Santa Clara     |                   |                   |                   |                   |
| City of Luling          |                   |                   |                   |                   |
| <i>School Districts</i> |                   |                   |                   |                   |
| Schertz-Cibolo-UC ISD   | 1.74000           | 1.72000           | 1.61000           | 1.31500           |
| Marion ISD              | 1.76790           | 1.69050           | 1.53150           | 1.23000           |
| Seguin ISD              | 1.69440           | 1.68900           | 1.53510           | 1.16000           |
| Navarro ISD             | 1.85510           | 1.88000           | 1.82000           | 1.44000           |
| Comal ISD               | 1.82000           | 1.82000           | 1.64000           | 1.31000           |
| Luling ISD              | 1.30500           | 1.34500           | 1.23900           | 1.03900           |
| La Vernia ISD           | 1.71000           | 1.69000           | 1.51760           | 1.37880           |
| New Braunfels ISD       | 1.82000           | 1.82000           | 1.65250           | 1.33880           |
| Nixon ISD               | 1.33320           | 1.33320           | 1.25620           | 1.06640           |
| Prairie Lea ISD         | 1.41480           | 1.20000           | 1.10000           | 0.94000           |
| San Marcos ISD          | 1.73000           | 1.83000           | 1.70000           | 1.37000           |
| Guadalupe County MUD #1 |                   |                   |                   |                   |
| Guadalupe County MUD #2 |                   |                   |                   |                   |
| York Creek Water        | 0.00340           | 0.00340           | 0.00380           | 0.00380           |



| <u>2009</u><br><u>2008</u> | <u>2010</u><br><u>2009</u> | <u>2011</u><br><u>2010</u> | <u>2012</u><br><u>2011</u> | <u>2013</u><br><u>2012</u> | <u>2014</u><br><u>2013</u> |
|----------------------------|----------------------------|----------------------------|----------------------------|----------------------------|----------------------------|
| \$ 0.32950                 | \$ 0.33450                 | \$ 0.34490                 | \$ 0.34560                 | \$ 0.34560                 | \$ 0.34190                 |
| 0.06000                    | 0.05500                    | 0.05500                    | 0.05800                    | 0.05800                    | 0.05800                    |
| <u>\$ 0.38950</u>          | <u>\$ 0.38950</u>          | <u>\$ 0.39990</u>          | <u>\$ 0.40360</u>          | <u>\$ 0.40360</u>          | <u>\$ 0.39990</u>          |
| \$ 0.48230                 | \$ 0.46000                 | \$ 0.48930                 | \$ 0.05073                 | \$ 0.50730                 | \$ 0.51730                 |
| 0.40900                    | 0.43420                    | 0.44930                    | 0.48430                    | 0.49990                    | 0.49740                    |
| 0.31860                    | 0.41000                    | 0.41930                    | 0.42560                    | 0.43270                    | 0.44540                    |
| 0.39800                    | 0.38240                    | 0.43490                    | 0.46650                    | 0.49010                    | 0.49010                    |
| 0.24980                    | 2.65000                    | 0.27930                    | 0.27930                    | 0.27930                    | 0.23420                    |
| 0.40990                    | 0.40990                    | 0.40980                    | 0.44836                    | 0.46734                    | 0.49823                    |
| 0.53020                    | 0.53020                    | 0.53020                    | 0.53020                    | 0.53020                    | 0.53020                    |
|                            | 0.12000                    | 0.12000                    | -                          | -                          | 0.12000                    |
| 0.39530                    | 0.39440                    | 0.43460                    | 0.43460                    | 0.44000                    | 0.45420                    |
| 1.38500                    | 1.42000                    | 1.43500                    | 1.43500                    | 1.46000                    | 1.49000                    |
| 1.23000                    | 1.22000                    | 1.31000                    | 1.30320                    | 1.28000                    | 1.28000                    |
| 1.24980                    | 1.24980                    | 1.24980                    | 1.25980                    | 1.27700                    | 1.28000                    |
| 1.44000                    | 1.44000                    | 1.46000                    | 1.46000                    | 1.43000                    | 1.42000                    |
| 1.31000                    | 1.31000                    | 1.37000                    | 1.43000                    | 1.43000                    | 1.43000                    |
| 1.03900                    | 1.03900                    | 1.03900                    | 1.03900                    | 1.11520                    | 1.11520                    |
| 1.37880                    | 1.42500                    | 1.40500                    | 1.40500                    | 1.39500                    | 1.39000                    |
| 1.33880                    | 1.33910                    | 1.33910                    | 1.33910                    | 1.33910                    | 1.33910                    |
| 1.06640                    | 1.07600                    | 1.26500                    | 1.39500                    | 1.20000                    | 1.17000                    |
| 0.94000                    | 0.94000                    | 0.95000                    | 0.95000                    | 0.97000                    | 0.98000                    |
| 1.37000                    | 1.37000                    | 1.35000                    | 1.35000                    | 1.35000                    | 1.41410                    |
| 0.00380                    | 0.00380                    | 0.00380                    | 0.0038                     | 0.0041                     | 0.0044                     |

**GUADALUPE COUNTY, TEXAS**

**PRINCIPAL PROPERTY TAXPAYERS**

*Current Year and Nine Years Ago*

**UNAUDITED**

| <b>Taxpayer</b>                                      | <b>Fiscal Year 2014</b>                |             |                                      | <b>Fiscal Year 2005</b>                |             |                                      |
|--|--|-------------|--------------------------------------|--|-------------|--------------------------------------|
|  | <b>Tax Year 2013</b>                   |             |                                      | <b>Tax Year 2004</b>                   |             |                                      |
|  | <b>Taxable Assessed Value (\$1000)</b> | <b>Rank</b> | <b>% of Total Assessed Valuation</b> | <b>Taxable Assessed Value (\$1000)</b> | <b>Rank</b> | <b>% of Total Assessed Valuation</b> |
| Guadalupe Power Partners                             | \$ 216,207                             | 1           | 2.7%                                 | 80,058                                 | 1           | 1.7%                                 |
| CMC Steel Texas (previously Structural Metals, Inc.) | 131,099                                | 2           | 1.6%                                 | 64,034                                 | 3           | 1.4%                                 |
| Texas Petroleum Investment                           | 111,582                                | 3           | 1.4%                                 |  |             |                                      |
| LCRA Transmission Services                           | 92,359                                 | 4           | 1.1%                                 | 39,357                                 | 5           | 0.9%                                 |
| Sanjel Capital USA Inc.                              | 80,391                                 | 5           | 1.0%                                 |  |             |                                      |
| Temic Automotive                                     | 64,397                                 | 6           | 0.8%                                 |  |             |                                      |
| San Antonio MTA                                      | 23,921                                 | 7           | 0.3%                                 | 28,644                                 | 8           | 0.6%                                 |
| Guadalupe Valley Electric Co-Op                      | 21,862                                 | 8           | 0.3%                                 |  |             |                                      |
| Union Pacific Railroad Co                            | 20,941                                 | 9           | 0.3%                                 |  |             |                                      |
| Hexcel Reinforcements Corp                           | 17,023                                 | 10          | 0.2%                                 | 19,879                                 | 10          | 0.4%                                 |
| Motorola, Inc. (now Continental)                     |  |             |                                      | 78,833                                 | 2           | 1.7%                                 |
| Rio Nogales Power Project (purchased by CPS Energy)  |  |             |                                      | 52,450                                 | 4           | 1.1%                                 |
| Sanfilippo John B. & Son / Sunshine Nut              |  |             |                                      | 33,581                                 | 6           | 0.7%                                 |
| Southwestern Bell Telephone Co.                      |  |             |                                      | 30,330                                 | 7           | 0.7%                                 |
| Vintage Petroleum Inc.                               |  |             |                                      | 22,839                                 | 9           | 0.5%                                 |
|  | <u>779,782</u>                         |             | <u>9.7%</u>                          | <u>450,005</u>                         |             | <u>9.7%</u>                          |
| Other taxpayers                                      | <u>7,318,319</u>                       |             | <u>90.4%</u>                         | <u>4,174,741</u>                       |             | <u>90.3%</u>                         |
| <b>Total Assessed Valuation</b>                      | <u><b>\$ 8,098,101</b></u>             |             | <u><b>100.0%</b></u>                 | <u><b>\$ 4,624,746</b></u>             |             | <u><b>100.0%</b></u>                 |

*Source - Guadalupe Appraisal District*

**GUADALUPE COUNTY, TEXAS**  
**RATIOS OF OUTSTANDING DEBT BY TYPE**  
*Last Ten Fiscal Years*  
**UNAUDITED**

| <b>Fiscal Year</b> | <b>General<br/>Obligation<br/>Bonds</b> | <b>Certificates of<br/>Obligation</b> | <b>Tax Notes</b> | <b>Less:<br/>Amounts<br/>Available in<br/>Debt Service<br/>Fund</b> | <b>Total</b>  | <b>Percentage of<br/>Estimated<br/>Actual Taxable<br/>Value* of<br/>Property</b> |
|--------------------|---|---------------------------------------|------------------|---|---------------|--|
| 2005               | \$ 75,000                               | \$ 12,680,000                         | \$               | \$ 49,274   | \$ 12,705,726 | 0.27%  |
| 2006               | 9,385,000                               | 2,935,000                             |                  | 173,107   | 12,146,893    | 0.27%  |
| 2007               | 9,355,000                               | 2,255,000                             |                  | 227,801   | 11,382,199    | 0.22%  |
| 2008               | 9,325,000                               | 2,255,000                             |                  | 59,450  | 11,520,550    | 0.19%  |
| 2009               | 9,290,000                               | 790,000                               | 9,900,000        | 121,656   | 19,858,344    | 0.29%  |
| 2010               | 9,255,000                               |                                       | 9,425,000        | 190,723   | 18,489,277    | 0.26%  |
| 2011               | 8,395,000                               |                                       | 8,930,000        | 118,880   | 17,206,120    | 0.23%  |
| 2012               | 7,495,000                               |                                       | 8,420,000        | 180,685   | 15,734,315    | 0.21%  |
| 2013               | 6,555,000                               | 5,000,000                             | 7,885,000        | 65,905  | 19,374,095    | 0.25%  |
| 2014               | 7,785,000                               | 5,000,000                             |                  | 189,760   | 12,595,240    | 0.16%  |

Note: Details regarding the County's outstanding debt can be found in the notes to the financial statements.

\* See the Schedule of Assessed Value and Estimated Actual Value of Taxable Property for property value data.

**GUADALUPE COUNTY, TEXAS**  
**RATIOS OF GENERAL BONDED DEBT OUTSTANDING**  
*Last Ten Fiscal Years*  
**UNAUDITED**

| <b>Fiscal Year</b> | <b>Governmental Activities</b>  |                                   |                  | <b>Total Primary Government</b> | <b>Percentage of Personal Income*</b> | <b>Percentage of Actual Taxable value of Property**</b> | <b>Per Capita *</b> |
|--------------------|---------------------------------|-----------------------------------|------------------|---------------------------------|---------------------------------------|---|---------------------|
|                    | <b>General Obligation Bonds</b> | <b>Certificates of Obligation</b> | <b>Tax Notes</b> |                                 |                                       |   |                     |
| 2005               | \$ 75,000                       | \$ 12,680,000                     | \$               | \$ 12,755,000                   | 0.4%                                  | 0.3%  | 121                 |
| 2006               | 9,385,000                       | 2,935,000                         |                  | 12,320,000                      | 0.4%                                  | 0.3%  | 110                 |
| 2007               | 9,355,000                       | 2,255,000                         |                  | 11,610,000                      | 0.3%                                  | 0.2%  | 99                  |
| 2008               | 3,955,000                       | 2,255,000                         |                  | 6,210,000                       | 0.1%                                  | 0.1%  | 50                  |
| 2009               | 9,290,000                       | 790,000                           | 9,900,000        | 19,980,000                      | 0.4%                                  | 0.3%  | 156                 |
| 2010               | 9,255,000                       |                                   | 9,425,000        | 18,680,000                      | 0.4%                                  | 0.3%  | 141                 |
| 2011               | 8,395,000                       |                                   | 9,425,000        | 17,820,000                      | 0.3%                                  | 0.2%  | 131                 |
| 2012               | 7,495,000                       |                                   | 8,420,000        | 15,915,000                      | 0.3%                                  | 0.2%  | 114                 |
| 2013               | 6,555,000                       | 5,000,000                         | 7,885,000        | 19,440,000                      | 0.3%                                  | 0.2%  | 136                 |
| 2014               | 7,785,000                       | 5,000,000                         |                  | 12,785,000                      | 0.2%                                  | 0.2%  | 89                  |

Note: Details regarding the County's outstanding debt can be found in the notes to the financial statements

\* Population data can be found in the Schedule of Demographic and Economic Statistics.

\*\* See the Schedule of Assessed Value and Estimated Actual Value of Taxable Property for property value data.

**GUADALUPE COUNTY, TEXAS**  
**DIRECT AND ESTIMATED OVERLAPPING**  
**GOVERNMENTAL ACTIVITIES DEBT**  
*September 30, 2014*  
**UNAUDITED**

| <b>Taxing Jurisdiction</b>  | <b>Gross Debt</b> | <b>Overlapping</b> |                       |
|---|-------------------|--------------------|-----------------------|
|   |                   | <b>Percentage</b>  | <b>Amount</b>         |
| Cibolo, City of   | \$ 39,015,000     | 100.00%            | \$ 39,015,000         |
| Comal ISD   | 482,493,425       | 2.78%              | 13,413,317            |
| La Vernia ISD   | 44,514,130        | 11.32%             | 5,039,000             |
| Luling ISD  | 3,060,000         | 21.66%             | 662,796               |
| Luling, City of   |                   | 1.30%              | -                     |
| Marion ISD  | 12,375,000        | 100.00%            | 12,375,000            |
| Marion, City of   | 75,500            | 100.00%            | 75,500                |
| Navarro ISD   | 23,295,490        | 100.00%            | 23,295,490            |
| New Braunfels ISD   | 130,006,670       | 18.37%             | 23,882,225            |
| New Braunfels, City of  | 135,655,000       | 13.59%             | 18,435,515            |
| Nixon-Smiley CISD   | 19,065,500        | 1.04%              | 198,281               |
| Prairie Lea ISD   | none              | 34.53%             |                       |
| San Marcos CISD   | 172,804,959       | 5.48%              | 9,469,712             |
| San Marcos, City of   | 232,240,000       | 0.07%              | 162,568               |
| Schertz, City of  | 70,890,000        | 71.68%             | 50,813,952            |
| Schertz-Cibolo-Universal ISD  | 320,335,634       | 90.62%             | 290,288,152           |
| Seguin ISD  | 113,379,279       | 100.00%            | 113,379,279           |
| Seguin, City of   | 66,255,000        | 100.00%            | 66,255,000            |
| Selma, City of  | 11,560,000        | 33.23%             | 3,841,388             |
| <b>Total Overlapping Debt</b>   |                   |                    | \$ 670,602,174        |
| Guadalupe County  |                   |                    | 12,785,000            |
| <b>Total Direct and Overlapping Debt</b>  |                   |                    | <u>\$ 683,387,174</u> |
| Ratio of Direct and Overlapping Funded Debt<br>to 2013 Taxable Assessed Valuation |                   |                    | 8.44%                 |
| Per Capita Debt - Direct and Overlapping  |                   |                    | \$ 4,772.82           |

*Source: Municipal Advisory Council*

Note: Overlapping governments are those that coincide, at least in part, with the geographic boundaries of the county. This schedule estimates the portion of the outstanding debt of those overlapping governments that is borne by the residents and businesses of Guadalupe County. This process recognizes that, when considering the county's ability to issue and repay long-term debt, the entire burden borne by the residents and businesses should be taken into account. However, this does not imply that every taxpayer is a resident, and therefore responsible for repaying the debt, of each overlapping government.

For debt repaid with property taxes, the percentage of overlapping debt for the school district not wholly located with the boundaries of Guadalupe County was estimated by determining the portion of the entities' taxable assessed value within the county's boundaries and divided its total taxable assessed value.

**GUADALUPE COUNTY, TEXAS**  
**DEMOGRAPHIC AND ECONOMIC STATISTICS**  
*Last Ten Fiscal Years*  
**UNAUDITED**

| <b>Fiscal Year</b> | <b>Population<sup>A</sup><br/>(A)</b> | <b>Personal<br/>Income<sup>A</sup><br/>(\$000's)</b> | <b>Per Capita<br/>Income<sup>A</sup></b> | <b>Unemployment<br/>Rate<sup>B</sup></b> |
|--------------------|---------------------------------------|--|--|--|
| 2005               | 105,585                               | 3,162,383  | 29,951                                   | 4.6%                                     |
| 2006               | 111,878                               | 3,489,286  | 31,188                                   | 4.3%                                     |
| 2007               | 117,667                               | 3,905,260  | 33,189                                   | 3.8%                                     |
| 2008               | 123,398                               | 4,321,932  | 35,024                                   | 4.4%                                     |
| 2009               | 128,265                               | 4,495,221  | 35,046                                   | 6.4%                                     |
| 2010               | 132,431                               | 4,774,572  | 36,053                                   | 6.8%                                     |
| 2011               | 135,949                               | 5,301,550  | 38,997                                   | 6.7%                                     |
| 2012               | 139,873                               | 5,621,120  | 40,187                                   | 5.8%                                     |
| 2013               | 143,183                               | 5,784,395  | 40,399                                   | 5.8%                                     |
| 2014 <sup>C</sup>  | 143,183                               | 5,784,395  | 40,399                                   | 4.4%                                     |

Data Sources:

A - U.S. Bureau of Economic Analysis

B - Texas Workforce Commission

C - 2014 data was not released at time of publication

Note: Personal income information is a total for the year.

Unemployment rate information is an adjusted yearly average.

**GUADALUPE COUNTY, TEXAS**  
**PRINCIPAL EMPLOYERS**  
*Current Year and Nine Years Ago*  
**UNAUDITED**

| 2014  | 2005  |
|---|---|
| Employer <sup>(1)</sup>                                   | Employer <sup>(2)</sup>                                   |
| CMC Steel Texas   | City of Seguin  |
| Continental AG (Motorola)                                 | Commercial Metals Company (SMI)                           |
| Guadalupe County  | Continental AG (Motorola)                                 |
| Guadalupe Regional Medical Center                         | Guadalupe County  |
| HEB Food Stores   | Guadalupe Regional Medical Center                         |
| Schertz-Cibolo-Universal City Independent School District | HEB Food Stores   |
| Seguin Independent School District                        | Schertz-Cibolo-Universal City Independent School District |
| Texas Power System/ CAT                                   | Seguin Independent School District                        |
| Tyson Foods   | Texas Lutheran University                                 |
| Vision Works  | Tyson Foods   |
| Walmart   | Walmart   |

Notes:

Data reflects principal employers in Guadalupe County and are listed in alphabetical order and do not reflect any ranking. The data of Texas Workforce Commission (TWC) ranking and number of employees is confidential.

Also included in the Statistical Section is Employment by Industry.

Source:

<sup>(1)</sup> Seguin Economic Development and Schertz Economic Development

<sup>(2)</sup> 2005 Guadalupe County, Texas CAFR

**GUADALUPE COUNTY, TEXAS**  
**Schedule of Employment by Industry**  
*For Calendar Years 2004 and 2013*  
**UNAUDITED**

|                                 | 2004          |                                    | 2013          |                                    |
|---------------------------------|---------------|------------------------------------|---------------|------------------------------------|
|                                 | Employees     | Percent of Total County Employment | Employees     | Percent of Total County Employment |
| <b>Industry</b>                 |               |                                    |               |                                    |
| Construction                    | 2,081         | 8.4%                               | 1,748         | 5.6%                               |
| Education Health Services       | 1,997         | 8.1%                               | 3,077         | 9.8%                               |
| Financial Activities            | 864           | 3.5%                               | 1,013         | 3.2%                               |
| Information                     | 168           | 0.7%                               | 195           | 0.6%                               |
| Leisure Hospitality             | 2,341         | 9.5%                               | 3,606         | 11.5%                              |
| Manufacturing                   | 5,181         | 21.0%                              | 6,199         | 19.7%                              |
| Natural Resources and Mining    | 174           | 0.7%                               | 326           | 1.0%                               |
| Other Services                  | 645           | 2.6%                               | 1,086         | 3.5%                               |
| Professional Business Services  | 1,903         | 7.7%                               | 2,242         | 7.1%                               |
| Trade, Transportation Utilities | 4,020         | 16.3%                              | 6,131         | 19.5%                              |
| Unclassified                    | 17            | 0.1%                               | 13            | 0.0%                               |
| <b>Government</b>               |               |                                    |               |                                    |
| Federal                         | 197           | 0.8%                               | 191           | 0.6%                               |
| State                           | 119           | 0.5%                               | 169           | 0.5%                               |
| Local                           | 4,922         | 20.0%                              | 5,467         | 17.4%                              |
| <b>Total</b>                    | <b>24,626</b> | <b>100%</b>                        | <b>31,463</b> | <b>100%</b>                        |

Source:  
Texas Workforce Commission, Labor Market and Career Information Department

Notes:  
This schedule has been included as a supplement chart since the number of employees is not available for the "Principal Employers" chart.

The 2013 was the most recent data available, 2014 data is projected to be available in May 2015.





**GUADALUPE COUNTY, TEXAS**  
**CAPITAL ASSETS STATISTICS BY FUNCTION**  
*Last Ten Fiscal Years*  
**UNAUDITED**

| <b>Function</b>                                    | <b>Fiscal Year</b> |             |             |             |
|--|--------------------|-------------|-------------|-------------|
|  | <b>2005</b>        | <b>2006</b> | <b>2007</b> | <b>2008</b> |
| <b>General Government</b>                          |                    |             |             |             |
| Buildings  | 3                  | 3           | 4           | 4           |
| Building for Future Use                            | 1                  | 1           | 1           | 1           |
| Parking Garage                                     | 0                  | 0           | 0           | 0           |
| Vehicles   | 8                  | 8           | 5           | 6           |
| Totals   | 12                 | 12          | 10          | 11          |
| <b>Judicial</b>                                    |                    |             |             |             |
| Buildings  | 3                  | 4           | 4           | 4           |
| Vehicles   | 4                  | 4           | 4           | 4           |
| Totals   | 7                  | 8           | 8           | 8           |
| <b>Public Safety</b>                               |                    |             |             |             |
| Buildings  | 5                  | 5           | 5           | 5           |
| Vehicles   | 108                | 108         | 121         | 129         |
| Totals   | 113                | 113         | 126         | 134         |
| <b>Infrastructure &amp; Environmental Services</b> |                    |             |             |             |
| Buildings  | 3                  | 4           | 4           | 4           |
| Vehicles   | 58                 | 58          | 60          | 60          |
| Road Maintenance Equipment                         | 65                 | 65          | 65          | 65          |
| Number of Bridges                                  | 19                 | 19          | 19          | 19          |
| Paved Roads in Miles                               | 598                | 598         | 598         | 598         |
| Gravel Roads in Miles                              | 55.25              | 55.25       | 55.25       | 55.25       |
| Totals   | 798.25             | 799.25      | 801.25      | 801.25      |
| <b>Health &amp; Social Services</b>                |                    |             |             |             |
| Buildings  | 1                  | 1           | 1           | 1           |
| Vehicles   | 4                  | 4           | 4           | 4           |
| Totals   | 5                  | 5           | 5           | 5           |
| <b>Totals</b>                                      |                    |             |             |             |
| Buildings  | 15                 | 17          | 18          | 18          |
| Building for Future Use                            | 1                  | 1           | 1           | 1           |
| Parking Garage                                     | 0                  | 0           | 0           | 0           |
| Vehicles   | 182                | 182         | 194         | 203         |
| Road Maintenance Equipment                         | 65                 | 65          | 65          | 65          |
| Number of Bridges                                  | 19                 | 19          | 19          | 19          |
| Paved Roads in Miles                               | 598                | 598         | 598         | 598         |
| Gravel Roads in Miles                              | 55.25              | 55.25       | 55.25       | 55.25       |
|  | 935.25             | 937.25      | 950.25      | 959.25      |

| <b>Fiscal Year</b> |             |             |             |             |             |
|--------------------|-------------|-------------|-------------|-------------|-------------|
| <b>2009</b>        | <b>2010</b> | <b>2011</b> | <b>2012</b> | <b>2013</b> | <b>2014</b> |
| 5                  | 5.5         | 5.5         | 5.5         | 5.5         | 5.5         |
| 1                  | 0           | 0           | 0           | 0           | 0           |
| 0                  | 1           | 1           | 1           | 1           | 1           |
| 7                  | 9           | 9           | 9           | 8           | 7           |
| 13                 | 15.5        | 15.5        | 15.5        | 14.5        | 13.5        |
| 4                  | 4.5         | 4.5         | 4.5         | 4.5         | 4.5         |
| 5                  | 5           | 5           | 5           | 11          | 13          |
| 9                  | 9.5         | 9.5         | 9.5         | 15.5        | 17.5        |
| 5                  | 5           | 5           | 5           | 5           | 5           |
| 137                | 125         | 130         | 141         | 132         | 137         |
| 142                | 130         | 135         | 146         | 137         | 142         |
| 4                  | 4           | 4           | 4           | 4           | 4           |
| 61                 | 73          | 73          | 73          | 70          | 72          |
| 65                 | 65          | 66          | 70          | 70          | 78          |
| 19                 | 19          | 19          | 19          | 19          | 19          |
| 600                | 609         | 605         | 599         | 602         | 633         |
| 55.25              | 50.23       | 42.25       | 36.58       | 32.38       | 29.78       |
| 804.25             | 820.23      | 809.25      | 801.58      | 797.38      | 835.78      |
| 2                  | 2           | 2           | 2           | 2           | 2           |
| 7                  | 7           | 7           | 7           | 8           | 12          |
| 9                  | 9           | 9           | 9           | 10          | 14          |
| 20                 | 21          | 21          | 21          | 21          | 21          |
| 1                  | 0           | 0           | 0           | 0           | 0           |
| 0                  | 1           | 1           | 1           | 1           | 1           |
| 217                | 219         | 224         | 235         | 229         | 241         |
| 65                 | 65          | 66          | 70          | 70          | 78          |
| 19                 | 19          | 19          | 19          | 19          | 19          |
| 600                | 609         | 605         | 599         | 602         | 633         |
| 55.25              | 50.23       | 42.25       | 36.58       | 32.38       | 29.78       |
| 977.25             | 984.23      | 978.25      | 981.58      | 974.38      | 1,022.78    |

**GUADALUPE COUNTY, TEXAS**  
**FULL-TIME EQUIVALENT COUNTY GOVERNMENT EMPLOYEES BY FUNCTION**  
*Last Ten Fiscal Years*  
**UNAUDITED**

| Function                        | Full-time Equivalent Employees as of September 30 |            |            |            |            |            |            |            |            |            |
|---------------------------------|---|------------|------------|------------|------------|------------|------------|------------|------------|------------|
|                                 | 2005  | 2006       | 2007       | 2008       | 2009       | 2010       | 2011       | 2012       | 2013       | 2014       |
| <b>Governmental Activities:</b> |   |            |            |            |            |            |            |            |            |            |
| General government              | 73  | 75         | 83         | 90         | 95         | 96         | 100        | 100        | 103        | 106        |
| Judicial                        | 40  | 40         | 42         | 44         | 45         | 45         | 46         | 46         | 46         | 46         |
| Public safety                   | 192   | 195        | 218        | 228        | 229        | 233        | 235        | 238        | 241        | 245        |
| Infrastructure & Environmental  | 69  | 69         | 69         | 70         | 70         | 70         | 70         | 70         | 70         | 70         |
| Health & Social Services        | 15  | 14         | 14         | 15         | 15         | 15         | 16         | 16         | 16         | 16         |
| <b>Total</b>                    | <b>389</b>  | <b>393</b> | <b>426</b> | <b>447</b> | <b>454</b> | <b>459</b> | <b>467</b> | <b>470</b> | <b>476</b> | <b>483</b> |

**GUADALUPE COUNTY, TEXAS**  
**OPERATING INDICATORS BY FUNCTION**  
*Last Ten Fiscal Years*  
**UNAUDITED**

| Function                             | Fiscal Year |         |         |         |         |         |         |         |         |         |
|--------------------------------------|-------------|---------|---------|---------|---------|---------|---------|---------|---------|---------|
|                                      | 2005        | 2006    | 2007    | 2008    | 2009    | 2010    | 2011    | 2012    | 2013    | 2014    |
| General Government                   |             |         |         |         |         |         |         |         |         |         |
| Tax Office                           |             |         |         |         |         |         |         |         |         |         |
| Ad valorem assessment notices issued | 64,360      | 67,238  | 68,215  | 72,401  | 75,527  | 77,410  | 76,781  | 79,318  | 80,427  | 82,662  |
| Motor Vehicle Registrations          | 96,003      | 101,989 | 107,905 | 109,527 | 118,003 | 120,925 | 125,579 | 130,478 | 134,982 | 138,385 |
| Auto Titles Issued                   | 19,600      | 20,266  | 20,838  | 20,355  | 18,720  | 20,205  | 21,655  | 23,141  | 24,705  | 25,843  |
| County Clerk                         |             |         |         |         |         |         |         |         |         |         |
| Marriage licenses                    | 561         | 555     | 591     | 571     | 515     | 489     | 525     | 453     | 649     | 585     |
| Birth certificates                   | 3,516       | 3,278   | 3,169   | 3,054   | 3,105   | 2,559   | 2,483   | 2,434   | 2,556   | 2,575   |
| Justice System                       |             |         |         |         |         |         |         |         |         |         |
| Justice of the Peace Courts          |             |         |         |         |         |         |         |         |         |         |
| Criminal Cases -                     |             |         |         |         |         |         |         |         |         |         |
| JP1 new cases filed                  | 13,328      | 13,444  | 12,013  | 11,351  | 9,501   | 7,981   | 4,990   | 6,078   | 5,033   | 4,846   |
| cases disposed                       | 11,208      | 11,112  | 10,540  | 9,516   | 7,980   | 8,437   | 4,853   | 6,320   | 6,392   | 6,089   |
| JP2 new cases filed                  | 1,236       | 1,030   | 916     | 656     | 1,082   | 685     | 443     | 1,035   | 1,577   | 2,695   |
| cases disposed                       | 1,172       | 922     | 898     | 661     | 888     | 984     | 392     | 968     | 1,756   | 2,222   |
| JP3 new cases filed                  | 1,631       | 2,050   | 1,511   | 1,546   | 1,123   | 1,040   | 395     | 342     | 553     | 607     |
| cases disposed                       | 1,202       | 1,415   | 1,528   | 1,340   | 1,138   | 736     | 407     | 436     | 453     | 533     |
| JP4 new cases filed                  | 5,230       | 3,712   | 3,981   | 3,605   | 3,114   | 2,985   | 1,852   | 3,058   | 2,516   | 2,726   |
| cases disposed                       | 4,912       | 3,396   | 3,492   | 3,371   | 2,956   | 2,680   | 1,924   | 3,096   | 2,428   | 2,629   |
| Civil Cases                          |             |         |         |         |         |         |         |         |         |         |
| JP1 new cases filed                  | 118         | 79      | 161     | 233     | 154     | 170     | 111     | 231     | 616     | 261     |
| cases disposed                       | 100         | 85      | 78      | 194     | 171     | 114     | 71      | 142     | 190     | 245     |
| JP2 new cases filed                  | 250         | 194     | 252     | 313     | 313     | 299     | 160     | 387     | 357     | 421     |
| cases disposed                       | 231         | 196     | 183     | 234     | 276     | 232     | 121     | 373     | 320     | 382     |
| JP3 new cases filed                  | 124         | 152     | 201     | 371     | 329     | 289     | 211     | 255     | 193     | 103     |
| cases disposed                       | 109         | 153     | 90      | 221     | 283     | 239     | 100     | 291     | 177     | 17      |
| JP4 new cases filed                  | 184         | 338     | 265     | 436     | 309     | 271     | 179     | 328     | 272     | 277     |
| cases disposed                       | 171         | 234     | 287     | 345     | 265     | 201     | 110     | 241     | 247     | 214     |
| County Courts                        |             |         |         |         |         |         |         |         |         |         |
| Civil Cases                          |             |         |         |         |         |         |         |         |         |         |
| new cases filed                      | 642         | 659     | 483     | 406     | 431     | 510     | 403     | 358     | 358     | 396     |
| disposed                             | 616         | 522     | 541     | 555     | 344     | 438     | 432     | 393     | 393     | 423     |
| Criminal cases                       |             |         |         |         |         |         |         |         |         |         |
| cases added to docket during year    | 3,135       | 2,544   | 2,557   | 2,503   | 2,217   | 2,278   | 2,138   | 1,905   | 1,905   | 1,462   |
| disposition other than dismissal     | 2,205       | 2,020   | 1,863   | 1,773   | 1,454   | 1,408   | 1,389   | 1,460   | 1,460   | 1,295   |
| dismissals                           | 1,089       | 1,020   | 1,488   | 917     | 1,473   | 901     | 701     | 1,222   | 1,222   | 445     |
| Probate cases                        |             |         |         |         |         |         |         |         |         |         |
| filed                                | 300         | 293     | 303     | 310     | 314     | 323     | 343     | 370     | 370     | 438     |
| District Courts                      |             |         |         |         |         |         |         |         |         |         |
| Civil cases                          |             |         |         |         |         |         |         |         |         |         |
| new cases filed                      | 775         | 679     | 644     | 842     | 634     | 815     | 719     | 813     | 813     | 866     |
| disposed                             | 952         | 1,131   | 989     | 1,220   | 661     | 721     | 653     | 683     | 683     | 638     |
| Family cases                         |             |         |         |         |         |         |         |         |         |         |
| new cases filed                      | 990         | 1,106   | 1,154   | 1,164   | 681     | 1,660   | 1,593   | 1,632   | 1,632   | 1,528   |
| disposed                             | 854         | 1,060   | 1,000   | 1,144   | 656     | 1,395   | 1,512   | 1,647   | 1,647   | 1,342   |
| Criminal cases                       |             |         |         |         |         |         |         |         |         |         |
| cases added to docket during year    | 921         | 847     | 755     | 808     | 858     | 717     | 720     | 744     | 744     | 900     |
| dispositions                         | 1,008       | 838     | 790     | 809     | 875     | 848     | 657     | 604     | 604     | 680     |

**GUADALUPE COUNTY, TEXAS**  
**OPERATING INDICATORS BY FUNCTION**  
*Last Ten Fiscal Years*  
**UNAUDITED**

| <b>Function</b>                                      | <b>Fiscal Year</b> |             |             |             |             |             |             |             |             |             |
|--|--------------------|-------------|-------------|-------------|-------------|-------------|-------------|-------------|-------------|-------------|
|  | <b>2005</b>        | <b>2006</b> | <b>2007</b> | <b>2008</b> | <b>2009</b> | <b>2010</b> | <b>2011</b> | <b>2012</b> | <b>2013</b> | <b>2014</b> |
| Justice System (continued)                           |                    |             |             |             |             |             |             |             |             |             |
| Juvenile cases                                       |                    |             |             |             |             |             |             |             |             |             |
| new petitions filed                                  | 246                | 331         | 207         | 172         | 108         | 124         | 151         | 107         | 96          | 91          |
| disposed   | 230                | 499         | 335         | 296         | 167         | 130         | 129         | 95          | 96          | 84          |
| <b>PUBLIC SAFETY</b>                                 |                    |             |             |             |             |             |             |             |             |             |
| Calls for service                                    | 16,769             | 18,236      | 16,630      | 17,375      | 17,649      | 16,956      | 16,385      | 16,729      | 15,348      | 15,361      |
| 911 calls  | 36,510             | 30,602      | 39,654      | 51,386      | 50,412      | 23,631      | 17,886      | 18,506      | 22,359      | 22,112      |
| citations  | 2,047              | 1,822       | 1,591       | 1,797       | 2,226       | 1,449       | 1,535       | 1,749       | 2,226       | 2,856       |
| civil papers served                                  | 2,035              | 2,106       | 2,228       | 2,157       | 2,301       | 2,405       | 2,460       | 2,358       | 2,526       | 2,136       |
| number of budgeted employees -<br>sheriff department | 75                 | 78          | 88          | 94          | 106         | 106         | 108         | 111         | 113         | 115         |
| <b>CORRECTIONS &amp; REHABILITATION</b>              |                    |             |             |             |             |             |             |             |             |             |
| County Jail  |                    |             |             |             |             |             |             |             |             |             |
| Inmates housed (average per day)                     | 444                | 555         | 487         | 413         | 447         | 461         | 382         | 362         | 322         | 329         |
| bookings processed                                   | 6,563              | 6,541       | 6,894       | 6,031       | 6,185       | 6,413       | 5,754       | 6,859       | 6,333       | 8,091       |
| number of budgeted employees -<br>county jail        | 109                | 109         | 122         | 126         | 116         | 120         | 120         | 120         | 121         | 121         |